

# 59TV Bench & Stool Tables

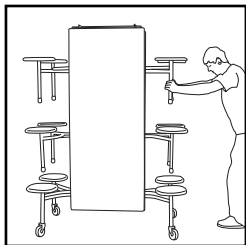
## Operating and Maintenance Instructions



### WARNING

These units should be operated only by authorized adults who have read and understand these operating instructions. Movement and/or operation of these tables by children could result in serious injury. It is dangerous to leave children unattended in the area of folded tables. Do not use tables as room dividers. Do not sit or stand on tabletops. Do not stand on benches or stools. If necessary to replace or repair leg assemblies, contact Palmer Hamilton.

### MOVING THE TABLE

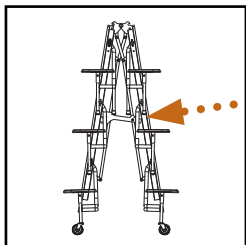


**CORRECT WAY**  
To avoid table tipping over, push from the stool/bench end of the table.

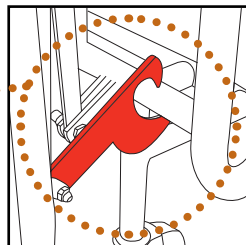


**INCORRECT WAY**  
Pushing from flat table side may cause tipping.

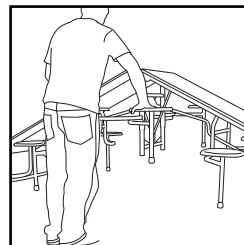
### TO OPEN TABLE FOR IN-USE POSITION



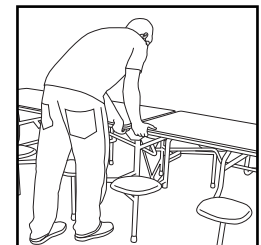
For first use, attach latch. See additional instructions for storage latch installation.



Close up of storage latch. Lift storage latch to release table from storage position.

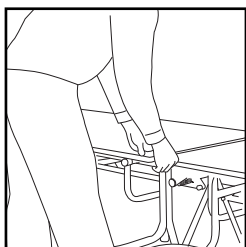


Gently lower table down and push out on stools or bench.

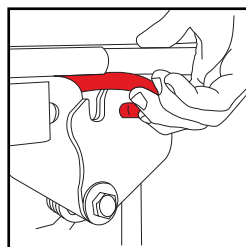


Lower the table to open position until the lock engages.

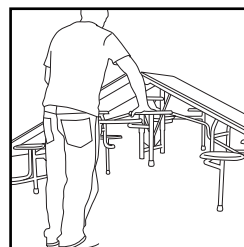
### TO CLOSE TABLE FOR STORAGE



Locate the Lock Rod with one hand and place other hand on table edge



Push down slightly on tabletop while raising the Lock Rod toward the tabletop to release safety lock position.



To close, grasp edges of table and pull upward in a continuous motion. Once folded, make sure up-latch is locked.

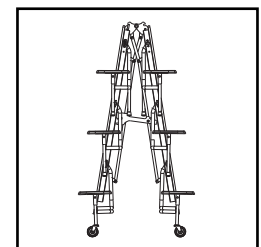


Table shown in storage position.

continued on next page

### DO NOT SIT ON TABLE



Sitting on edge of tabletop may result in damage to the table and **will void** your warranty.

### MAINTENANCE TIPS

- Lubricate latches on a regular basis.
- Check nuts and bolts regularly.
- Lubricate all pivot points as required.
- Use mild soap and water with a damp sponge for general cleaning. Review laminate manufacturer's website for information on how to remove tougher stains.
- **DO NOT** power wash

As part of Palmer Hamilton's on-going commitment to quality, product specifications, changes, or modifications may be made without prior notice. PALMER HAMILTON LLC warrants that its products shall be free from defects in original material and workmanship for the period listed on our [website](#) from the original shipment date or substantial completion date. This warranty shall not apply to normal wear and tear. In the event products are damaged as a result of misuse, abuse, vandalism, neglect, accident, improper application, and modification or repair by persons not authorized by PALMER HAMILTON, the company reserves the right to render any warranties null and void. The company will, at its discretion, repair or replace any defects. Any repair or replacement must be approved in advance by the factory before any action is taken. There are no implied warranties of fitness or merchantability, and there are no other expressed warranties beyond the warranties expressed here.