

63T Bench Tables


Operating and Maintenance Instructions



WARNING

These units should be operated only by authorized adults who have read and understand these operating instructions. Movement and/or operation of these tables by children could result in serious injury. It is dangerous to leave children unattended in the area of folded tables. Do not use tables as room dividers. Do not sit or stand on tabletops. Do not stand on benches. If necessary to replace or repair leg assemblies, contact Palmer Hamilton.

MOVING THE TABLE

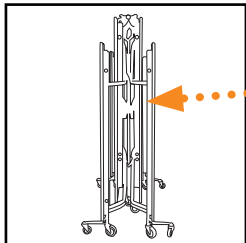


CORRECT WAY
To avoid table tipping over, push from the stool/bench end of the table.

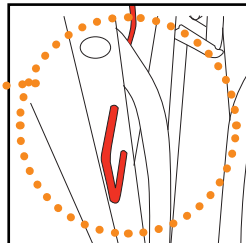


INCORRECT WAY
Pushing from flat table side may cause tipping.

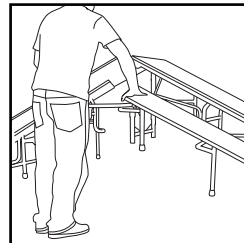
TO OPEN TABLE FOR IN-USE POSITION



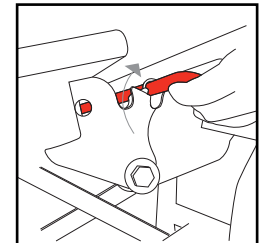
Locate storage latch; pull out to release table from storage position.



Close-up of storage latch.




Push out on benches and gently lower table down until safety stop engages. Position table.

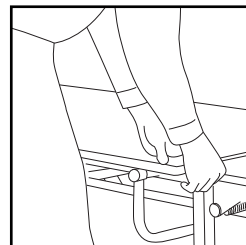


Lift up on tabletop slightly while raising the Lock Rod toward the tabletop to release from safety stop position.

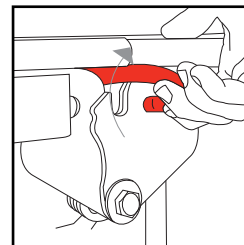
TO CLOSE TABLE FOR STORAGE



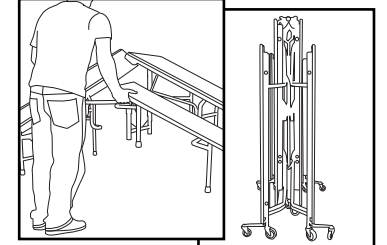
Lower the table to open position until the lock engages.



Locate the Lock Rod with one hand and place other hand on table edge.



Push down slightly on tabletop while raising the Lock Rod toward the tabletop to release safety lock position.



To close, grasp edges of table and pull upward in one continuous motion. Make sure up-latch is engaged.

DO NOT SIT ON TABLE



Sitting on edge of tabletop may result in damage to the table and **will void** your warranty.

MAINTENANCE TIPS

- Lubricate latches on a regular basis.
- Check nuts and bolts regularly.
- Lubricate all pivot points annually.
- Use mild soap and water with a damp sponge for general cleaning. Review laminate manufacturer's website for information on how to remove tougher stains.
- **DO NOT** power wash

As part of Palmer Hamilton's on-going commitment to quality, product specifications, changes, or modifications may be made without prior notice. PALMER HAMILTON LLC warrants that its products shall be free from defects in original material and workmanship for the period listed on our [website](#) from the original shipment date or substantial completion date. This warranty shall not apply to normal wear and tear. In the event products are damaged as a result of misuse, abuse, vandalism, neglect, accident, improper application, and modification or repair by persons not authorized by PALMER HAMILTON, the company reserves the right to render any warranties null and void. The company will, at its discretion, repair or replace any defects. Any repair or replacement must be approved in advance by the factory before any action is taken. There are no implied warranties of fitness or merchantability, and there are no other expressed warranties beyond the warranties expressed here.