

19F BENCH TABLES

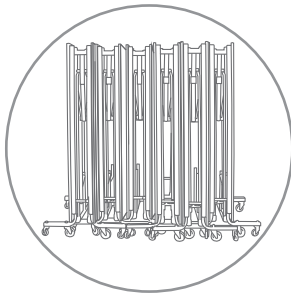
Cafeteria table with built-in bench seating, easy to operate, field-adjustable tabletop heights, patented anti-glide legs. Folds flat for compact storage.



FEATURES

- Field-adjustable table top height at 27", 29" or 30" high.
- Lift Assist System has compression springs that provide smooth, controlled operation.
- Folded tables easily clear standard 7' door frame.

- Storage Footprint – Three tables in the stored position, nested together, occupy an area 52-1/2" wide and 60-1/2" long.



Each additional table adds 11" to the stacked length. Six tables require less than 5' x 8' footprint

- Kid-proof wear and operator safety features throughout the table design for long-lasting use.

TOPS

- Table Top and Bench Construction – 3/4" M3 industrial grade 45# density particle board. .030" HPL (decorative laminate) on the top side and a .028" balanced black backer on the bottom of the table core for stability and moisture resistance. Tabletop and bench corners have 1/2" radius. Total table and bench top thickness is .82"

LAMINATES

Group 1: Choose your colors from Wilsonart® laminates. See their website. Palmer Hamilton standards are most colors in Type 335 laminate and finish type ending in -38 or -60. Exceptions apply, including colors that begin with "Y" or end with K-38 or K-60.

Group 2: Standard Pionite®, Nevamar®, and Formica® laminates, and non-standard Wilsonart® laminates Type 335 and 107 Recycled Content, and finish types not ending in -38 or -60.

Group 3: Wilsonart® Specialty Types 136 / 137 Chalkboard Laminates, and premium Aborite®, Pionite®, Nevamar®, and Formica®

Group 4: Non-Standard Premium Wilsonart® Laminate Types 362 (VDL, Y-Type), 156/336 (Markerboard), 376-HD / 366 Wilsonart® HD, and 515 Compact Laminate.

All premium laminates are subject to an upcharge.

EDGES

- Standard is EdgeGuard™, a sprayed-on polyurea eased edge treatment that provides superior resistance to moisture, eliminates unsanitary food traps, and is extremely tamper resistant. Edges stay sealed, preventing peeling and chipping. Durable for many years of use.



EdgeGuard™

Tables fold flat for compact storage: six tables require less than 5'x 8' footprint.



FRAMES

- Our tables have self-supporting, MIG welded, unitized frame design. Hinge plates and hinges are 11-gauge steel. Low profile 1-3/4" 16-gauge aprons with full 180 degree hem have effective strength of 11-gauge steel and provide maximum clearance under the top.
- MIG welded center leg assemblies are 16-gauge 1" and 1-9/16", and 14-gauge 1-3/8" steel tubing.
- MIG welded end leg assemblies are 14-gauge 1-1/8" and 1-1/4", and 11-gauge 1-1/4" steel tubing.
- Top and benches are secured to frame with #10 x 3/4" screws, 9" maximum, on centers.
- Grade 5 hex machine bolts with aircraft-type lock nuts or 5/16 rivets are used at all assembly points. Nylon bushings are included at all critical pivot points for ease of operation.
- All metal parts are thoroughly cleaned to resist corrosion and provide maximum paint adhesion, finished with high-grade electrostatically applied baked-on epoxy powdercoat for superior resistance to abrasion, marring and scratching. The metal finish shall be baked on lightly textured polyester powder coating with chrome plating available on caster legs.

TABLE UNDERCARRIAGE

- All critical parts at the pivot points are attached to the unitized steel frame. Steel latches are automatic in both the storage and in-use positions and are located in such a way that they cannot be accidentally opened or knocked out of adjustment. Down-latch is field-adjustable.
- Table opening assist device is capable of holding the table in a semi-open position throughout its range of motion for safety and easy floor cleaning.
- Compression spring Lift Assist System™ provides significant lift assistance when raising the unit up into folded storage position. It also controls down-placement, offering important added reassurance regarding operator safety.
- Patented DoubleGuard® non-tip device allows table to be folded flat (parallel tops) for safety during transport and for minimum storage space requirement. Device is permanent, fixed, non-adjustable and cannot be disabled. DoubleGuard® 3" casters do not contact the floor during normal operation, but assist in rolling the table over doorway thresholds or other obstructions.

Field adjustable height: 27", 29" or 30" table height options.



CASTERS

- For easy movement, each table has four 4" x 1 1/4" wide Poly II gray rubber, ball bearing swivel casters that are non-marking, resistant to water, oil and most acids and chemicals. 3" x 1" casters are a part of our DoubleGuard® system. See previous page.



BENCH WEIGHT CAPACITY

- It is recommended that weight is evenly distributed on both sides of the table. See our chart on page 4 for the recommended number of people to seat at the tables.
- These tables are not ADA compliant.

CERTIFICATIONS AND PERFORMANCE STANDARDS

- UL Listed – Tested by Underwriters Laboratories. These tables meet the more stringent safety standards contained in UL Standard for Safety for Folding Rollaway

Tables, UL 2040.

- We have been awarded the Greenguard® and Greenguard® Gold by the Greenguard® Environmental Institute. UL GREENGUARD Certification for low chemical emission products helps demonstrate both compliance with key chemical emission standards and commitment to healthier indoor environments.
- Learn more about this program at: www.ul.com/services/ul-greenguard-certification. UL Greenguard lists more than 150,000 UL GREENGUARD-certified products in its online product guide. The Palmer Hamilton products are found at this link.

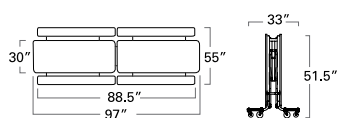
WARRANTY

- See Palmer Hamilton Warranty at palmerhamilton.com/resources/warranty

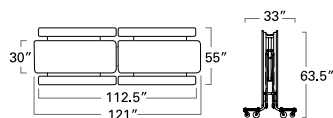
SHIPPING

- These tables ship fully assembled.

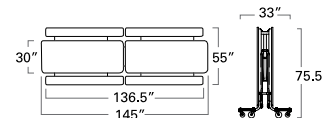
DIMENSIONS



19F BENCH TABLE - 8' (27"/29"/30" high)



19F BENCH TABLE - 10' (27"/29"/30" high)



19F BENCH TABLE - 12' (27"/29"/30" high)



Specifications

| DESCRIPTION | PART # | OVERALL PRODUCT DIMS (H X W X L) | FOLDED HEIGHT | SEAT HEIGHT | PRODUCT WEIGHT | SEATING CAPACITY CHILDREN (18") ADULTS (28") | SHIPPING DIMS H X W X L | SHIPPING WEIGHT |
|--------------------------|-------------|----------------------------------|---------------|-------------|----------------|--|-------------------------|-----------------|
| 8' Bench/Table 30" High | 19F23303008 | 30"x 55"x 97" | 51.5 | 17" | 237 lbs | 12 / 8 | 60"x 46"x 62" | 305 lbs |
| 8' Bench/Table 29" High | 19F23293008 | 29"x 55"x 97" | 51.5" | 17" | 237 lbs | 12 / 8 | 60"x 46"x 62" | 305 lbs |
| 8' Bench/Table 27" High | 19F23273008 | 27"x 55"x 97" | 51.5" | 17" | 237 lbs | 12 / 8 | 60"x 46"x 62" | 305 lbs |
| 10' Bench/Table 30" High | 19F23303010 | 30"x 55"x 121" | 63.5" | 17" | 279 lbs | 12 / 8 | 70"x 46"x 62" | 347 lbs |
| 10' Bench/Table 29" High | 19F23293010 | 29"x 55"x 121" | 63.5" | 17" | 279 lbs | 12 / 8 | 70"x 46"x 62" | 347 lbs |
| 10' Bench/Table 27" High | 19F23273010 | 27"x 55"x 121" | 63.5" | 17" | 279 lbs | 12 / 8 | 70"x 46"x 62" | 347 lbs |
| 12' Bench/Table 30" High | 19F23303012 | 30"x 55"x 145" | 75.5" | 17" | 314 lbs | 16 / 12 | 82"x 36"x 54" | 382 lbs |
| 12' Bench/Table 29" High | 19F23293012 | 29"x 55"x 145" | 75.5" | 17" | 314 lbs | 16 / 12 | 82"x 36"x 54" | 382 lbs |
| 12' Bench/Table 27" High | 19F23273012 | 27"x 55"x 145" | 75.5" | 17" | 314 lbs | 16 / 12 | 82"x 36"x 54" | 382 lbs |