

Customize to match your decor

Systems that clearly guide
cafeteria/restaurant traffic flow.



CUSTOM METAL CROWD CONTROL FEATURES & BENEFITS




STURDY Made with 11-gauge steel and welded joints, our 42" high metal barriers are built to last.

FLEXIBLE Use posts, joining and end pieces to create the traffic flow that fits your space. Our metal systems are custom-designed and built for your cafeteria, entry, or waiting line.

OPTIONAL MOUNTS Freestanding or anchor mount, moveable or permanent installation.

CUSTOM DESIGN For those who want to get creative, optional dibond panels can be designed to fit your facility or café style. Metal pieces are available in all our custom powdercoat colors. Minimum order and upcharge may be applicable. Contact us for details.

Q-Rail systems

-  tough and durable
-  custom logo graphics
-  mounting options



Frame Finishes:



Black
BLK



Metallic Silver
MS

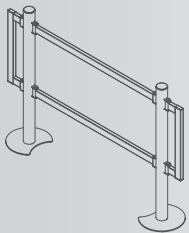


Chameleon
CHA

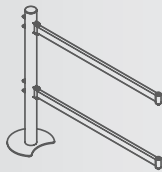
We offer 10 vibrant and rich powder coated colors for indoor and outdoor use. Premium colors are subject to an upcharge. Chrome plating is available at an extra charge. See our website for more information.

Three post finishes.

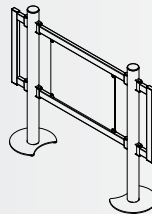
q - r a i l q u i c k s p e c s



3', 4', and 5' sections with posts and ends



Additional sections with posts



All sections available with optional panel insert hardware

Associations and Purchasing Groups:



palmerHAMILTON

143 S. Jackson Street
Elkhorn, WI 53121-1911

Toll Free: 800-788-1028
Local: 262-723-8200
Fax: 262-723-5180

www.PalmerHamilton.com

Visit our website to see the complete family of PalmerHamilton products.