

22M/MT

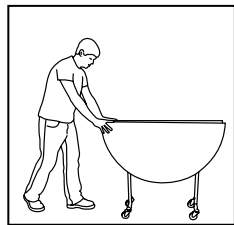
Operating and Maintenance Instructions

WARNING

These units should be operated only by authorized adults who have read and understand these operating instructions. Movement and/or operation of these tables by children could result in serious injury. It is dangerous to leave children unattended in the area of folded tables. Do not use tables as room dividers. Do not sit or stand on tabletops.



MOVING THE TABLE



CORRECT WAY

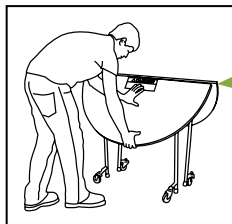
To avoid table tipping over, push from the end of the table.



INCORRECT WAY

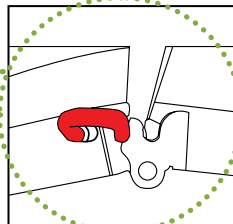
Pushing from flat table side may cause tipping.

TO OPEN THE TABLE FOR IN-USE POSITION

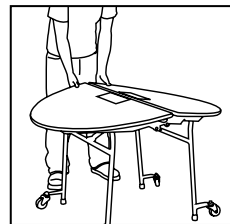


STEP 1

While placing one hand below caution label, grasp lower edge of table and lift slowly.

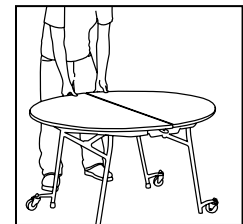


Open table until Lock Rod engages in safety position. Move to desired location.



STEP 2

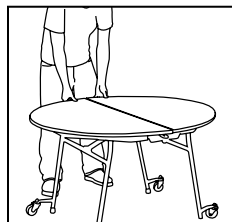
To fully open the table, lift table slightly (1 to 2 inches) and release Lock Rod.



STEP 3

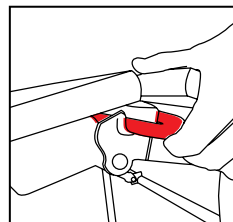
Lower the tabletop to open position. Verify that Lock Rod drops into center slots of hinges.

TO CLOSE THE TABLE FOR STORAGE POSITION

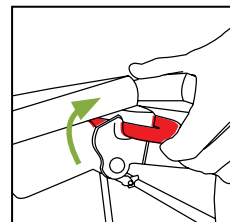


STEP 1

Locate the Lock Rod with one hand and place other hand on table edge




Close-up of Center Lock Rod



STEP 2



Raise Lock Rod toward the tabletop, then lift the table surface.



STEP 3

Lift the table at the center while pushing down on edge until unit is in vertical position for storage.

FRAMES



H LEG (HEIGHT ADJUSTABLE) T LEG

All tables are easy to fold and nest for compact storage.

DO NOT SIT ON TABLE

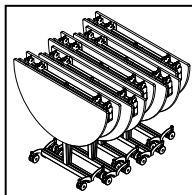
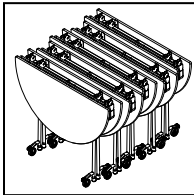


Sitting on edge of tabletop may result in damage to the table and **will void** your warranty.

MAINTENANCE TIPS

- Lubricate all pivot points.
- Check nuts and bolts regularly.
- Use mild soap and water with a damp sponge for general cleaning. Review laminate manufacturer's website for information on how to remove tougher stains.
- **DO NOT** power wash.

NESTING FOR STORAGE



H LEG (HEIGHT ADJUSTABLE) T LEG

As part of PALMER HAMILTON's on-going commitment to quality, product specifications, changes, or modifications may be made without prior notice. PALMER HAMILTON, LLC warrants that its products shall be free from defects in original material and workmanship for the period listed on our [website](#) from the original shipment date or substantial completion date. This warranty shall not apply to normal wear and tear. In the event products are damaged as a result of misuse, abuse, vandalism, neglect, accident, improper application, and modification or repair by persons not authorized by PALMER HAMILTON, the company reserves the right to render any warranties null and void. The company will, at its discretion, repair or replace any defects. Any repair or replacement must be approved in advance by the factory before any action is taken. There are no implied warranties of fitness or merchantability, and there are no other expressed warranties beyond the warranties expressed here.