











	Code	Description	Dimensions (H x W x D)	Grade 2	Grade 3	Grade 4	Grade 5/ COM	Grade 6	COM Material Requirements (in Yards)
	LCRL	Lounge chair right arm (as facing chair) with legs	28.00" x 30.66" x 31.38"	\$3,063	\$3,184	\$3,198	\$3,232	\$3,265	6.0
	LCLL	Lounge chair left arm (as facing chair) with legs	28.00" x 30.66" x 31.38"	\$3,063	\$3,184	\$3,198	\$3,232	\$3,265	6.0
	LCOL	Lounge chair no arms with legs	28.00" x 31.50" x 28.13"	\$2,023	\$2,083	\$2,118	\$2,157	\$2,189	6.0
	LCRF	Lounge chair right arm no legs	28.00" x 30.66" x 30.75"	\$3,341	\$3,450	\$3,521	\$3,574	\$3,627	6.0
	LCLF	Lounge chair left arm no legs	28.00" x 30.66" x 30.75"	\$3,341	\$3,450	\$3,521	\$3,574	\$3,627	6.0
	LCOF	Lounge chair no arms no legs	28.00" x 31.50" x 27.50"	\$2,300	\$2,372	\$2,426	\$2,479	\$2,533	6.0

Tables and Tablets

	Code	Description	Dimensions (H x W x D)	List	Grade 3	Grade 4	Grade 5/ COM	Grade 6	Premium Laminate	Logo Laminate
	LBT	28" bridge table	17.00" x 28.00" x 28.00"	\$1,412	\$1,468	\$1,527	\$1,588	\$1,652	\$45	\$410
	ETL172828	End table with legs	17.00" x 28.00" x 28.00"	\$1,534	\$1,595	\$1,659	\$1,725	\$1,794	\$45	\$410
	LET	Corner/end table with legs (end meaning the end or side of a lounge seat)		\$940	\$978	\$1,017	\$1,058	\$1,100	\$45	\$410
	LLEMA	Mushroom Arm (Not available on armless) (Price includes Mushroom Arm only)		\$940						
	CCSA	Swing Tablet Arm (Not available on armless) (Price includes Swing Tablet Arm only)		\$1,530						

Power available on arm

	Code (add to model#)	Description	List
	PIP	8' Power infeed plug	\$600
	PIP-1	8' Power infeed plug with faceplate	\$985
	PIH	8' Power infeed hardware	\$535
	PPT	Power pass through (requires one per lounge module passed through)	\$395
	PPT-1	Power pass through with faceplate	\$850

Notes/Info:

PVC options:

We frequently update our edge color options to meet customer tastes and style changes. Please check the "Edges" page on our website for the latest options available. Custom edge colors may be available, please call for availability and pricing.

- Height to top of seat is 17.04" high.
- Seating connectors available.

Associations and Purchasing groups:

See our website for our full list of regional and state contracts.

