



Innovative mobile furniture solutions for today and tomorrow



Rectangular Bench Tables



Stool Tables



Shaped Tables



Convertible Benches/Tables



Tables without Attached Seating



Wall Pockets



Booths



Indoor/Outdoor



Lab Furniture



Waste/ Recycling Other Products

mobile furniture



Not only is this table easy to operate, it features field-adjustable tabletop heights, "EdgeGuard™" sprayed on polyurea edge, and patented anti-glide legs.

*Best Seller*

## The 19F mobile cafeteria table features field adjustable heights.

**FOLDS FLAT FOR COMPACT STORAGE** Six tables require less than a 5'x 8' footprint— **industry leader!**

**FIELD-ADJUSTABLE HEIGHT** 27", 29" or 30" high.

**NEWEST DESIGN** allows for easy crossover of seating room between children and adults.

**LIFT ASSIST SYSTEM** Compression springs provide smooth, controlled operation. One of the easiest lifting tables on the market.


**DOOR CLEARANCE** Our tables easily clear standard 7' door frames.

**EdgeGuard™ /SMARTedge** EdgeGuard (standard) with 3/4" M3 particle board. SMARTedge with 3/4" M3 particle board. Call for availability.

Made in the USA



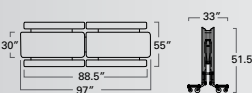
19F (19F18273012)



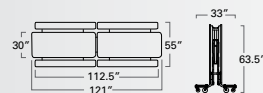
**COMPACT STORAGE**  
Six tables require less than a 5'x 8' footprint. Each additional table adds 11" to the nested depth.



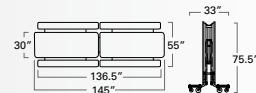
19f quick specs



**19F BENCH TABLE - 8' (27"/30" high)**  
19F18303008  
19F18293008  
19F18273008



**19F BENCH TABLE - 10' (27"/30" high)**  
19F18303010  
19F18293010  
19F18273010



**19F BENCH TABLE - 12' (27"/30" high)**  
19F18303012  
19F18293012  
19F18273012



*Industry leader.  
Folds flat.*

Premium features and functions

**DoubleGuard®** Enables tables to be stored folded flat for compact storage. Meets and exceeds current UL anti-tipping safety standards.

**TORSION BARS AND TORSION SPRINGS** work together to provide long-lasting lift assistance. One of the easiest lifting tables on the market.

**END LEG ASSEMBLIES** with **center wheels** offer **superior weight distribution**. Equipped with six ball bearing Poly II swivel casters. Stronger, more durable tables.

**CENTER LATCHES** accessible from either side of the table. **Two-stage latches have safety stop and in-use positions**. Allows easier set-up, positioning and clean up.

**WHEELCHAIR-ACCESSIBLE VERSION** provides space for one wheelchair user and seating for two when the bench is removed.

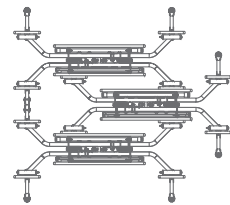
**EdgeGuard™ / SMARTedge** EdgeGuard (standard) with 3/4" M3 particle board. SMARTedge with 3/4" M3 particle board. Call for availability.

 Made in the USA

The 63T is one of our best designed, feature rich, tables.



Easy set up.  
Stronger, more durable.

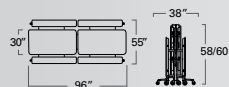


**COMPACT STORAGE**

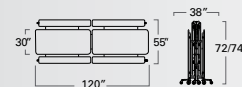
Three tables require less than a 5.7' x 5.5' footprint. Additional tables add 19" to the nested depth.

63T (63T11293012)

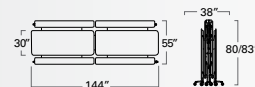
63t quick specs



**63T 8' BENCH** (27"/29" high)  
63T11293008  
63T11273008



**63T 10' BENCH** (27"/29" high)  
63T11293010  
63T11273010



**63T 12' BENCH** (27"/29" high)  
63T11293012  
63T11273012



**63T 12' BENCH WC** (30" high)  
63T11303012



**PHDesign**  
palmerHAMILTONDesign

Ask us about our design and graphics services. See how we can transform your space.



*Best Value*

**TORSION BARS AND TORSION SPRINGS** work together to provide long-lasting lift assistance. One of the easiest lifting tables on the market.

**STANDARD HEIGHT FOR DOOR CLEARANCE**  
Our tables easily clear standard 7' door frames.

**CENTER LEGS** provide additional load bearing capacity. Holds up to the rigors of the school environment.

**EdgeGuard™** EdgeGuard (standard) with 5/8" M3 particle board.


 Made in the USA

The 59TV is one of the easiest lifting tables on the market.

*Lighter weight.  
Easy to lift.*



Rectangular Bench/Stool Tables



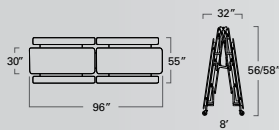
59TV (59TV13273010-S12)

59TV (59TV13273010BNCH)

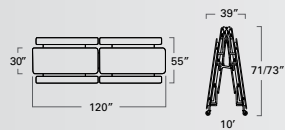
**PHDesign**  
palmerHAMILTONDesign

Ask us about our design and graphics services. See how we can transform your space.

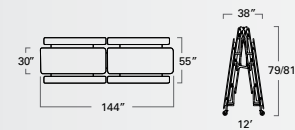
59tv quick specs



59TV BENCH TABLE - 8' (27"/29" high)  
59TV13293008-BNCH  
59TV13273008-BNCH



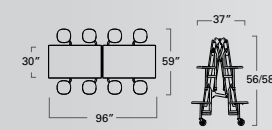
59TV BENCH TABLE - 10' (27"/29" high)  
59TV13293010-BNCH  
59TV13273010-BNCH



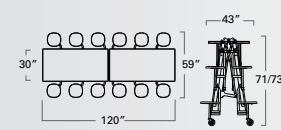
59TV BENCH TABLE - 12' (27"/29" high)  
59TV13293012-BNCH  
59TV13273012-BNCH



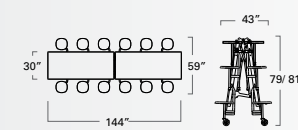
59tv quick specs



59TV STOOL TABLE - 8' (27"/29" high)  
59TV13293008-S8  
59TV13273008-S8



59TV STOOL TABLE - 10' (27"/29" high)  
59TV13293010-S12  
59TV13273010-S12



59TV STOOL TABLE - 12' (27"/29" high)  
59TV13293012-S12  
59TV13273012-S12



**DoubleGuard®** enables table to be folded flat for compact storage. Exceeds current UL anti-tipping safety standards.

**TORSION BARS AND TORSION SPRINGS** work together to provide long-lasting lift assistance. One of the easiest lifting tables on the market.

**END LEG ASSEMBLIES** with **center wheels** offer **superior weight distribution**. Equipped with six ball bearing Poly II swivel casters. Stronger, more durable tables.

**CENTER LATCHES** are accessible from either side of the table. Saves time – less walking around the tables. **Two-stage latches have safety stop and in-use positions**. Allows easier set-up positioning and clean up.

**WHEELCHAIR-ACCESSIBLE MODEL** provides access for two wheelchairs when stools are removed.

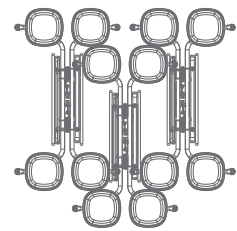
**EdgeGuard™ /SMARTedge** EdgeGuard (standard) with 3/4" M3 particle board. SMARTedge 3/4" with M3 particle board. Call for availability.

 Made in the USA


The 60T folds flat, allowing it to be stored in less space.



60T (60T11253012-S12)



**COMPACT STORAGE**  
Three tables require less than a 6' x 6' footprint. Each additional table adds 18.5" to the nested width.



*Center legs for added support.*

STOOL 60T

7

8

60t quick specs

<p><b>60T STOOL TABLE - 8' (27\"/&gt; </b></p>	<p><b>60T STOOL TABLE - 10' (25\"/&gt; </b></p>	<p><b>60T STOOL TABLE - 12' (25\"/&gt; </b></p>	<p><b>60T STOOL TABLE - 12' (30\"/&gt; </b></p>	<p><b>60T STOOL TABLE - 12' (25\"/&gt; </b></p>
<p>8 STOOL 60T11293008-S08 60T11273008-S08</p>	<p>12 STOOL 60T11293010-S12 60T11273010-S12 60T11253010-S12</p>	<p>12 STOOL 60T11293012-S12 60T11273012-S12 60T11253012-S12</p>	<p>8 STOOL 60T11303012-S08</p>	<p>16 STOOL 60T11293012-S16 60T11273012-S16 60T11253012-S16</p>



**PHDesign**  
palmerHAMILTONDesign  
Ask us about our design and graphics services. See how we can transform your space.

**TORSION BARS AND TORSION SPRINGS** work together to provide long-lasting lift assistance. One of the easiest lifting tables on the market.

**STANDARD HEIGHT FOR DOOR CLEARANCE**  
Our tables easily clear standard 7' door frames.

**ELONGATED SHAPE** provides maximum usable surface space in a top. Great for multi-purpose spaces.

**WHEELCHAIR-ACCESSIBLE MODELS** provide access for two to four wheelchairs.

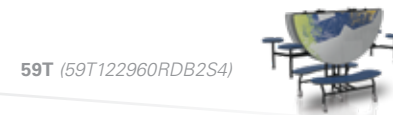
**EdgeGuard™/SMARTedge** EdgeGuard (standard) with 3/4" M3 particle board. SMARTedge with 3/4" M3 particle board. Call for availability.

 Made in the USA

The 59T series provides the largest number of shapes and seating options.



59T (59T0827120ELS12)



59T (59T122960RDB2S4)



59T (59T122960RD-B4)



59T (59T122960RD-S8)

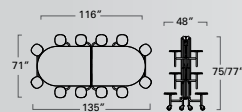


SHAPED 59T

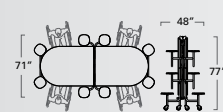
Shaped Tables with Seating

Standard height door clearance.

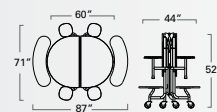
59t elongated quick specs



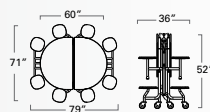
59T ELONGATED - 12 STOOL (27"/29" high)  
59T0829120EL-S12  
59T0827120EL-S12



59T ELONGATED - 8 STOOL (4 WHEELCHAIRS) or 10 STOOL (2 WHEELCHAIRS) (29" high only)  
59T0829120EL-S12  
59T0827120EL-S12



59T ELONGATED - 2 BENCH, 4 STOOL (27" high only)  
59T122760ELB2S4

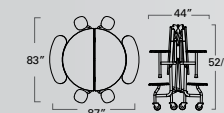


59T ELONGATED - 8 STOOL (27" high only)  
59T122760EL-S8

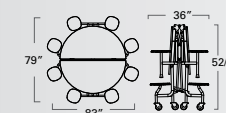


UL LISTED

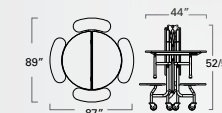
59t shaped quick specs



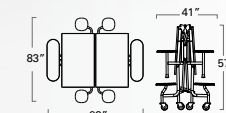
59T ROUND - 2 BENCH, 4 STOOL (27"/29" high)  
59T122960RD-B2S4  
59T122760RD-B2S4



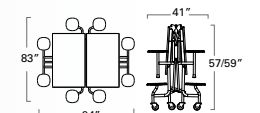
59T ROUND - 8 STOOL (27"/29" high)  
59T122960RD-S8  
59T122760RD-S8



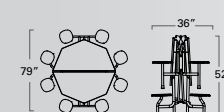
59T ROUND - 4 BENCH (27"/29" high)  
59T122960RD-B4  
59T122760RD-B4



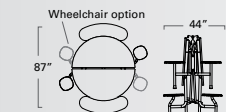
59T SQUARE - 2 BENCH/4 STOOL (27"/29" high)  
59T12295263-B2S4  
59T12275263-B2S4



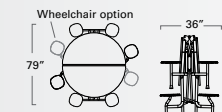
59T SQUARE - 8 STOOL (27"/29" high)  
59T12295263-S8  
59T12275263-S8



59T OCTAGON - 8 STOOL (27"/29" high)  
59T122960OC-S8  
59T122760OC-S8



59T ROUND - 2 BENCH/ 2 STOOL/ WC (32" high)  
59T123260RD-B2S2



59T ROUND - 6 STOOL/ WC (32" high)  
59T123260RD-S6

**CONVERTIBLE BENCH/TABLE** transforms from a single-sided table, to a comfortable bench, to a full-size cafeteria table.

**25" HIGH TABLE MODEL** offers lower table height. Smaller size perfect for Early Childhood settings.

**EdgeGuard™** polyurea edge treatment that provides superior resistance to moisture, food traps, and is extremely tamper resistant.

## The 34 series converts to benches and/or tables.

*The ultimate in use flexibility*

 Made in the USA



34M (34M13251504)



*Foldable and nestable.*

Convertible Benches/Tables

### 34m quick specs



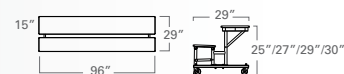
**34M CONVERTIBLE BENCH/TABLE 4'**

- 34M13301504
- 34M13291504
- 34M13271504
- 34M13251504



**34M CONVERTIBLE BENCH/TABLE 6'**

- 34M13301506
- 34M13291506
- 34M13271506
- 34M13251506



**34M CONVERTIBLE BENCH/TABLE 8'**

- 34M13301508
- 34M13291508
- 34M13271508
- 34M13251508



# PHlip™

Mobile, nestable, flip top.

*Flips down slowly and safely*

**ENGINEERED FOR STABILITY**, even at 42" high.

**OPERATES WITH EASE**, the top glides down slowly and safely.

**STANDARD HEIGHT AND PUB HEIGHT** options available.

Made in the USA



**CENTER LATCHES** are accessible from either side. Saves time – less walking around tables. Two-stage latches have safety stop and in-use positions. Safer table operation.

**HEIGHT-ADJUSTABLE** H Leg models have adjustable legs in 1" increments from 24" to 32" high. Adjusts from early childhood to wheelchair-accessible heights.

**UNITIZED FRAME** offers a longer lasting table that doesn't rely on the top for its strength. Holds up to the rigors of today's school environment. Unitized frames incorporate structural stops to eliminate application of stress to tabletops in the closed position.

**EdgeGuard™/SMARTedge** EdgeGuard (standard) with 3/4" M3 particle board. SMARTedge with 3/4" M3 particle board. Call for availability.

Made in the USA



The 22Ms have adjustable legs from early childhood to wheelchair-accessible heights.



22MT (22M132748RD-MT)

*Adjustable leg. Nestable.*



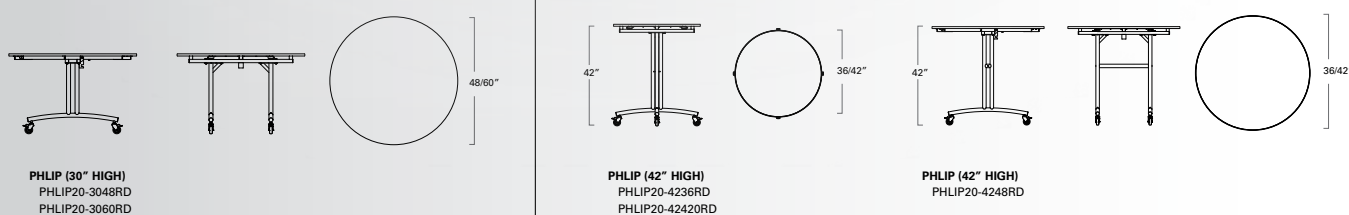
22M (22M132948HX)

**H Leg** models have adjustable legs in one inch increments from 24" to 32" high.



Tables without Attached Seating

## PHlip quick specs



## 22m / mt quick specs

ROUND (27"/29" high)	SQUARE (27"/29" high)	ELONGATED (27"/29" high)	OVAL (27"/29" high)	HEXAGON (27"/29" high)	OCTAGON (27"/29" high)
48", 60", 72"	48", 60"	48", 60"	60"L x 72"W	48", 60"	64"
22M132948RD 22M132748RD 22M132960RD 22M132760RD 22M132972RD 22M132772RD 22M13AJ48RD (ADJ. HT.) 22M13AJ60RD (ADJ. HT.) 22M13AJ72RD (ADJ. HT.)	22M132948SQ 22M132748SQ 22M132960SQ 22M132760SQ 22M13AJ48SQ (ADJ. HT.)	22M132948EL 22M132748EL 22M132960EL 22M132760EL 22M13AJ48EL (ADJ. HT.)	22M13297260OV 22M13277260OV <b>OVAL MT-LEG</b> 60"L x 72"W 22M13297260OV-MT 22M13277260OV-MT	22M132948HX 22M132748HX 22M132960HX 22M132760HX 22M13AJ48HX (ADJ. HT.)	22M132964OC 22M132764OC 22M13AJ64OC (ADJ. HT.) <b>OCTAGON MT-LEG</b> 64" 22M132964OC-MT 22M132764OC-MT
<b>ROUND MT-LEG</b> 48", 60" 22M132948RD-MT 22M132748RD-MT 22M132960RD-MT 22M132760RD-MT	<b>SQUARE MT-LEG</b> 48", 60" 22M132948SQ-MT 22M132748SQ-MT 22M132960SQ-MT 22M132760SQ-MT	<b>ELONGATED MT-LEG</b> 60" 22M132960EL-MT		<b>HEXAGON MT-LEG</b> 48", 60" 22M132948HX-MT 22M132748HX-MT 22M132960HX-MT 22M132760HX-MT	





**CENTER LATCHES** lock automatically in the up or down position. Safer table operation.

**STANDARD HEIGHT FOR DOOR CLEARANCE**

Our tables easily clear standard 7' door frames.

**EdgeGuard™/SMARTedge** EdgeGuard (standard) with 3/4" M3 particle board. SMARTedge with 3/4" M3 particle board. Call for availability.

Made in the USA

The 23Ms are simple and versatile mobile tables.



23M (23M15273010)

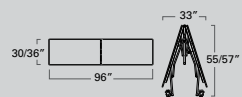
*Standard height door clearance.*



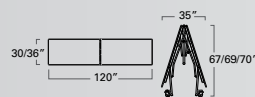
23M (23M15303612EL)

Tables without Attached Seating

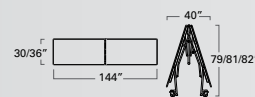
23m / mt quick specs



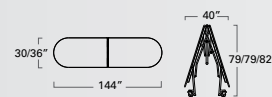
**23M/MT RECTANGULAR TABLE - 8'**  
(27"/29" high)  
23M15293008  
23M15273008  
23M15293608  
23M15273608  
23M17293008-MT  
23M17293608-MT



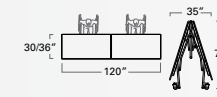
**23M/MT RECTANGULAR TABLE - 10'**  
(27"/29"/30" high)  
23M15293010  
23M15273010  
23M15293610  
23M15273610  
23M15303010 (WHEELCHAIR)  
23M15303610 (WHEELCHAIR)  
23M17293010-MT  
23M17293610-MT



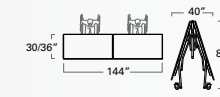
**23M/MT RECTANGULAR TABLE - 12'**  
(27"/29"/30" high)  
23M15293012  
23M15273012  
23M15293612  
23M15273612  
23M15303012 (WHEELCHAIR)  
23M15303612 (WHEELCHAIR)  
23M17293012-MT  
23M17293612-MT



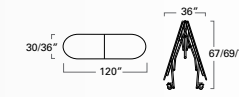
**23M/MT ELONGATED - 12'**  
(27"/29"/30" high)  
23M15293012EL  
23M15273012EL  
23M15293612EL  
23M15273612EL  
23M15303012EL (WHEELCHAIR)  
23M15303612EL (WHEELCHAIR)  
23M17293012EL-MT  
23M17293612EL-MT



**23M/MT RECTANGULAR TABLE - 10'**  
(30" high)  
23M15303010  
23M15303610  
23M15303010-MT  
23M15303610-MT



**23M/MT RECTANGULAR TABLE - 12'**  
(30" high)  
23M15303012  
23M15303612  
23M15303012-MT  
23M15303612-MT



**23M/MT ELONGATED TABLE - 10'**  
(27"/29"/30" high)  
23M15293010EL  
23M15273010EL  
23M15293610EL  
23M15273610EL  
23M15303610EL  
23M15303010EL



Ask us about our design and graphics services. See how we can transform your space.



*Safety First*

Wall pockets free up dining space for other activities.

**PROFESSIONAL FINISHED LOOK** Units fold into wall neatly, and can either blend into room, or can accent décor with custom designs on table- and bench-tops.

**MULTIPLE LOCKING SYSTEM**

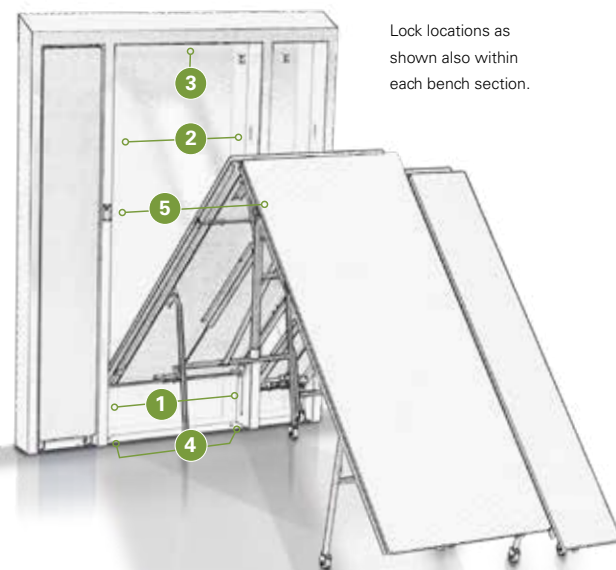
- 1 **Lower Track-Lock** holds and releases table and benches to inner edge of pocket
- 2 **Upper Bolt Track-Lock** guides table and benches as it approaches fully folded position
- 3 **Z-Lock** captures and secures tables and benches at top of pocket
- 4 **Storage Latch** at bottom safely captures full folded table or bench into bottom of pocket and releases for first step of unfolding
- 5 **Mullion Locks** with keys secure table and benches in storage position, keeping unit inaccessible from unauthorized use

**SOLID CONSTRUCTION** Tables, benches, frames and pocket are all built with high standards and materials to withstand multiple years of use in active environments.

Table top and bench standard edge is our durable, tamper resistant EdgeGuard™.

**STORAGE SPACE SAVER** A single 14 foot table and bench system stores in just 6 inches of depth. Available in double, triple and quad units.

Made in the USA



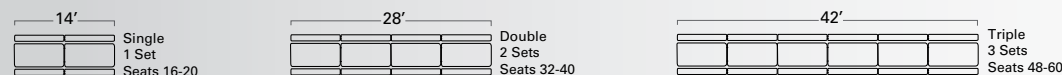
Lock locations as shown also within each bench section.



*Five locking points*



wall pockets quick specs



Pocket (86R031412)  
Bench (42M23151214)  
Table (40M23273014)



**THE NEED FOR DINING SPACES TO SERVE MULTIPLE ROLES** requires dining furniture to be more mobile, flexible, easy to reconfigure and storable.

**THE CHARIOT® GO BENCH** features a seat that folds up, and built in casters allow the whole bench to be wheeled away for easy reconfiguration or storage.

**AVAILABLE IN FIBERGLASS OR UPHOLSTERED** seat and back, or a combination of both.

**THE AERO GO TABLE** completes a booth set. The Aero Go Table features built-in casters, that when stationary is rigid and does not move. The casters are activated by picking up the end of the table allowing it to be easily moved.

**U.S. PAT. NO. 9,370,265 B2** - Foldable Mobile Restaurant Booth


 Made in the USA

# CHARIOT™

## Mobile and fixed booths for flexible dining spaces.



fixed



The contemporary styled Chariot Fixed Booth system features, a heavy-duty frame built to withstand the rigors of heavy use and a clean out gap between the seat and back for easy cleaning and maintenance. The Chariot Fixed version features an optional custom insert side panel.



**EXPAND YOUR FOOD COURT AREA**

**OUTDOORS** Fiberglass and Corian® tops are designed to endure extreme environments and conditions. These tabletops are extremely durable, stain and UV resistant for long lasting color and durability. Fiberglass seats are comfortably shaped, and designed to allow for rain water to escape.

**OUTDOOR GRADE POWDERCOAT FRAMES**

Constructed using 11-gauge steel tubing with an outdoor grade finish to protect the frames.

**CUSTOM LOGOS OR GRAPHICS** Customize your space with logos or graphics.

**GREAT FOR INDOOR USE** as well, with durable materials for long lasting use.

**WHEELCHAIR ACCESSIBLE OPTIONS**

Configure to fit your audience.

 Made in the USA

Covey

Indoor/outdoor cluster seating



Covey (PH-4S2442RECT-42H)



Covey (PH-6S48RD)



Covey (PH-5S48RD-WC)



Covey (PH-4S36RD)



Covey (PH-2S2448-42H)



Seats swing allowing you to work sitting or standing.



Rally™ (RALLY-42-3651)



**STYLE AND FUNCTIONALITY** is reflected in the Rally™ table. This table features various top styles; laminate, butcher block, and epoxy resin to fit your function.

**MOVE AS NEEDED TO RECONFIGURE** your space or connect tables too!

Sit or stand, learn, make, collaborate, move!

features and options:

The Rally table is customizable to fit your needs. Standard features are to be augmented by our many options for the most productive work, entertainment or dining space.



Power (Options)



Shelf (Option)



Kick Plates (Option)



Hooks (Standard)



Seats Swing (Standard)



FULL FAMILY OF HEIGHTS

42" bar height, 30" standard, and 27" child, all available in two or four seat versions.



EASILY MOVED— FITS THROUGH STANDARD DOOR FRAME WIDTHS.

Seats swing in to allow all heights to move from space to space.

inspiration™

One tough table, with versatile function.

**MULTIPLE HEIGHTS** The industrial Benchwork table is available in 30", 36" and 42" high with a variety of table top sizes.

**VARIOUS TOP OPTIONS** that include a butcher block top or laminate tops with EdgeGuard™.

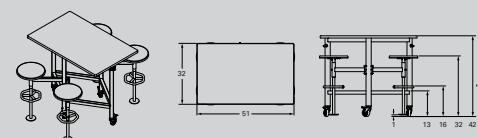
**HEAVY-DUTY CASTERS** Casters are standard with a glide option available.



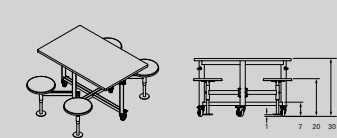
Various top options including butcher block.

rally quick specs

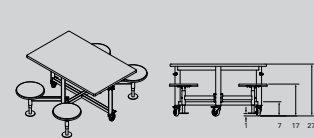
32X51 TOPS



RALLY-42-3251

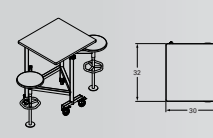


RALLY-30-3251

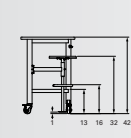


RALLY-27-3251

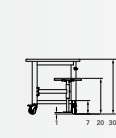
32X30 TOPS



RALLY-42-3230

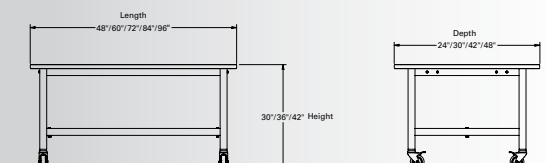


RALLY-30-3230



RALLY-27-3230

inspiration quick specs



## discovery

**DISCOVERY TABLE** is available in 25" and 30" high with casters.

**WHITEBOARD LAMINATE** is standard on the storage tops.

**REMOVE THE TOPS**, and store on the side of the table when not in use. Also use the storage tops for learning/writing activities (writing surface is 11" W x 16 1/2" L).

**THE STORY TABLE** is a great coordinating table with Discovery for your space.

Storage built right into the table top.



**PREMIUM QUALITY** and durability.


**TEXTURED SURFACE** is etched to provide a non-slip surface.

**INJECTION MOLDED FROM A SPECIAL** high impact, blush resistant polypropylene plastic.

**CHAIRS STACK** four high in 12", 14", 16" and 18" heights.

**TASK CHAIR** Available in Chair (adjustable from 16.5" - 21.5"H) and Stool (adjustable from 23" - 33"H) sizes.

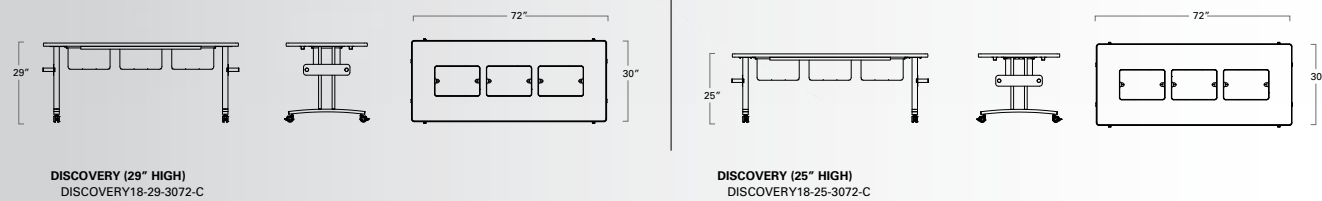
Assembled in USA



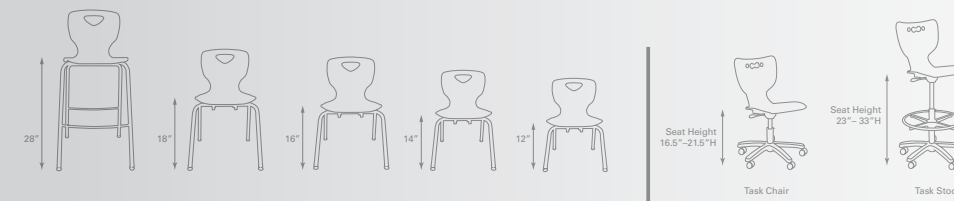
Great quality, affordable price, five heights.



discovery quick specs



method quick specs



**POLY II LOCKING CASTER WHEELS** provide excellent floor protection, abrasion resistance, high impact strength, and easy, quiet operation. They are non-marking and resistant to water, oil and most chemicals. Cabinets and liners move with little effort on these long-lasting casters. Front cabinet casters lock for secure placement.

**WASTE CONTAINER AND DOLLY** is included with the waste receptacle.

**TRAY STORAGE** tops are sized to hold standard trays behind the waste opening. Properly sized waste opening prevents trays from being discarded. Tops with a smaller opening are available on recycling receptacles.

**STURDY PANEL CONSTRUCTION** The side, back, top and door panels are 3/4" core laminated on both sides. Tops are constructed of 3/4" core laminated on top and backed with our standard phenolic backer. Durable for many years of use.

**EdgeGuard™** with 3/4" M3 particle board.

**HEAVY-DUTY FRAME** is a 12-gauge sheet steel frame that decreases weight while maintaining strength.

**VARIOUS SIZES** available along with other options with a flat top or a micro shelf. See price list for details.

**CUSTOM TOP OPENINGS** available in standard size circle and square openings. See price list for details.

## Waste receptacles are built tough and smart.



WR18-55

Made in the USA



**Option #1**  
• One laminate all sides/top



**Option #2**  
• Laminate 1 - three sides  
• Laminate 2 - front/top

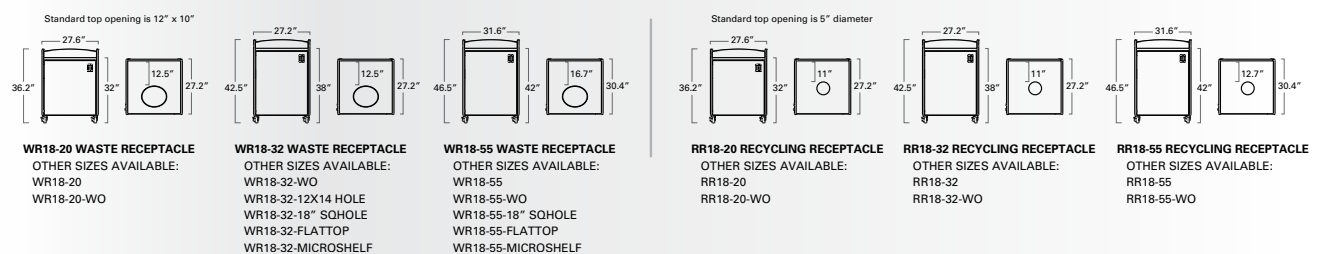


**Option #3**  
• Laminate 1 - three sides  
• Laminate 2 - top  
• Logo laminate or a third laminate color on the front.

*Locking casters.  
Tray storage.*



### w r / r r quick specs

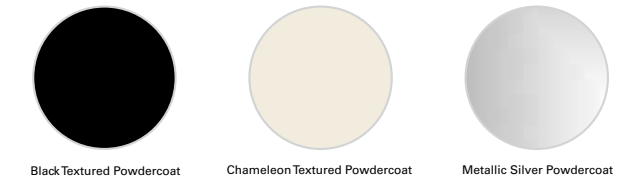


## Frame Finishes

Our frames are built in our state-of-the-art facility where we can have strict control over quality. Our finishes are tougher and longer lasting than conventional paint.


### Standard Colors:

Actual colors may vary. Nickel-plated chrome and other colors are available on select models for an additional upcharge.



## Stool Colors

Our stools are made of polypropylene and are secured by heavy gauge steel plates at four points.




Note: Due to limitations in the printing process, actual stool colors may appear slightly different. Please request sample for exact color.



## EdgeGuard™


EdgeGuard™ is a sprayed-on polyurea edge treatment that provides superior resistance to moisture, eliminates unsanitary food traps, and is extremely tamper-resistant. Edges stay sealed, preventing peeling and chipping. Durable for many years of use.

### Standard Color:




Black (1)


### Additional Color Options: Note: Please call for pricing.



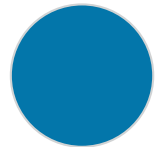
Red Brick (4)




Desert Sand (5)




Violet Blue (10)




Country Blue (6)



Slate (7)



Red (9)

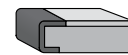


## SMARTedge

SMARTedge is a “gorilla tough” urethane edge that is not only rugged, but 60% of the material consists of renewable bio-based resource. SMARTedge is a design favorite for its contemporary styling and its ergonomic comfort:


- SMARTedge has antimicrobial additives which include antibacterial and antifungal properties to ward off possible infectious germs.
- The SMARTedge urethane creates a liquid tight seal to the laminate and substrate.
- UV stabilizers in material for protecting against color fade and break-down.
- Edges are available in Eased profile.
- Custom color matching available to match your specific need with minimal charge.

### Edge profile:




Eased


### Standard SMARTedge Colors:




Black (1)




Light Gray (2)




Slate (7)



Innertone Light (13)




Swiss Brown (18)




Innertone (12)

### Non-Standard SMARTedge Colors:


- Extended lead times may apply.



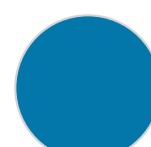
Tan (3)




Red Brick (4)




Desert Sand (5)




Country Blue (6)



Red (9)



Violet Blue (10)



Imperial Blue (19)



Tuscan Sun (24)

Note: Due to limitations in the printing process, actual edge colors may appear slightly different. Please request sample for exact color.

## Custom Logo Laminates

PalmerHamilton is one of the largest producers of custom logo laminate tables and offers customized graphic design on any of our tables, waste and recycling receptacles and cabinets with no minimum quantity requirements. Colorful designs bring your cafeteria to life, enticing students to stay for lunch.

- Customized Graphics including school mascot and colors, promote school pride. Graphics enhance the cafeteria environment and are the most popular tables among students.
- Cost Effective with no set-up charge or minimum quantity requirements. Customize any Palmer Hamilton product! Make a few units stand out or fill your cafeteria with color!





# Flexible furniture



Aero



Story



Alloy



Re-Load



Re-Load Train



Tiki Table



Kurpie



Encore



Kendo



TimberRidge



Spree Banquet Chairs




Tiki



Filo

FULL PRODUCT OFFERING

Other Products



Hive

Hive Lounge



Daisy

*Flexible furniture*






SES Cabinet



Discovery Table



Conversation Table



Rally™ Table



Inspiration Table



**PHabLAB**

Empowering Educators, Engaging Students

## Fab Labs/Makerspaces

**A FAB LAB OR MAKERSPACE IS A PLACE FOR INNOVATION, INVENTION, COLLABORATION AND LEARNING** using a variety of technical tools and materials through digital fabrication. Students learn to be creative and turn an idea into a reality and use in the real world. Whether called Fab Labs, STEAM Labs, Hackerspaces, or Makerspaces, these “Project-Based Learning” labs are popping up in educational institutions all around the globe. A Fab Lab is not just for tech courses; all STEAM classes use the spaces to enhance their curriculum. To learn more please visit us at [PHab-LAB.com](http://PHab-LAB.com)

training • curriculum • support • community



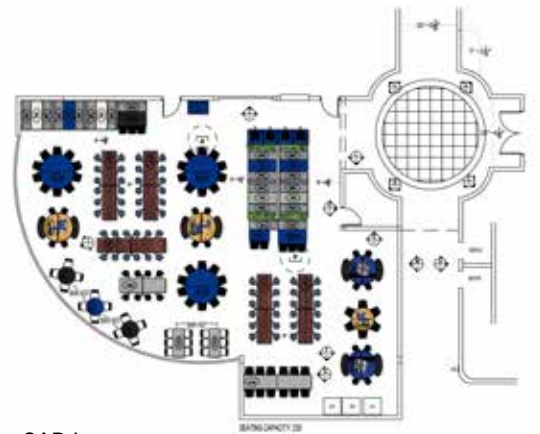
our partners:



# Inspirational Design. Engaging Spaces.

We design, create, and install engaging and inspiring K-12 food courts, common spaces and libraries that positively impact educational outcomes for students. These newly created spaces generate school spirit, community pride, and help improve business outcomes for schools.

- SCHOOL BRANDING
- INCREASED PARTICIPATION
- INCREASED REVENUE



CAD Layout



3-D Rendering

BEFORE and AFTER



**BEFORE**  
Foothill High School  
Bakersfield, CA




**AFTER**  
Foothill High School  
Bakersfield, CA



**AFTER**  
Foothill High School  
Bakersfield, CA



Final Finished Product



**BEFORE**  
Washington  
Intermediate  
Dinuba, CA



**AFTER**  
Washington Intermediate  
Dinuba, CA



	5/8" EdgeGuard™ Standard	3/4" EdgeGuard™ Standard	1-1/8" EdgeGuard™ Standard	SMA/FreeEdge Option	Folds Flat	Stool	Bench	Wheelchair-Accessible	Adjustable Height
<b>19F - Bench</b> (Pages 1/2)		■		■*	■		■		■
<b>63T - Bench</b> (Pages 3/4)		■		■*			■	■	
<b>59TV (Victory Table) - Bench</b> (Pages 5)	■						■		
<b>59TV (Victory Table) - Stool</b> (Pages 6)	■					■			
<b>60T - Stool</b> (Pages 7/8)		■		■*	■	■		■	
<b>59T Elongated - Stool/ Bench</b> (Page 9)		■		■*	■	■	■	■	
<b>59T Shaped - Stool/ Bench</b> (Page 10)		■		■*	■	■	■	■	
<b>34/35 -Convertible Benches/Tables</b> (Pages 11/12)		■					■	■	
<b>PHlip - No seating attached</b> (Page 13)		■		■*					
<b>22M/MT - No seating attached</b> (Page 14)		■		■*	■			■	■
<b>23M/MT - No seating attached</b> (Pages 15/16)		■		■*				■	
<b>Wall Pockets</b> (Pages 17/18)		■			■		■	■	

\* Consult factory for availability

Booths	Casters	Folding	Legs	Nesting	Upholstered	Fiberglass
<b>Chariot</b> (Pages 19/20)	■	■	■	■	■	■

Indoor/Outdoor	Attached Seating	Armless	Fiberglass
<b>Covey</b> (Pages 21/22)	■	■	■

Lab Furniture-Tables	Folding	Nesting	Casters	Glides	Power	Lightweight	Attached Seating	Storage	Children's Height	Standard Height	Counter Height	Pub Height	Custom Logo Laminates
<b>Rally</b> (Pages 23/24)			■		■		■		■	■		■	■
<b>Inspiration</b> (Page 24)			■	■					■	■	■	■	■
<b>Discovery</b> (Page 25)			■				■	■	■				

Lab Furniture- Seating	Folding	Casters	Stacking	Nesting	Arms	No Arms	Lightweight	Children's Height	Standard Height	Counter Height	Pub Height	Adjustable Height
<b>Method</b> (Page 26)		■	■			■	■	■	■	■	■	■

### Associations and Purchasing Groups:

See our website for our full list of regional and state contacts.



palmer HAMILTON

143 S. Jackson Street  
Elkhorn, WI 53121-1911

Toll Free: 800-788-1028  
Local: 262-723-8200  
Fax: 262-723-5180

[www.PalmerHamilton.com](http://www.PalmerHamilton.com)