











**ALLOY** cast bases

	PART #	SIZE	SHAPE	BASE SIZE	COLUMN SIZE	EDGE GUARD LIST PRICE	PVC LIST PRICE	SMARTEDGE LIST PRICE	GROUP 2 LAMINATE ADDER LIST	CUSTOM LOGO LAMINATE ADDER
<b>Alloy Disc base Standard Height Round w/glides</b> 	ALD2924RD	24 Dia.	Round	17" Disc Base	3"	\$ 685	\$ 744	\$ 842	\$35	\$410
	ALD2930RD	30 Dia.	Round	22" Disc Base	3"	\$ 819	\$ 885	\$ 984	\$46	\$410
	ALD2936RD	36 Dia.	Round	22" Disc Base	3"	\$ 979	\$1,060	\$1,169	\$60	\$480
	ALD2942RD	42 Dia.	Round	30" Disc Base	4"	\$1,256	\$1,429	\$1,475	\$80	\$600
	ALD2948RD	48 Dia.	Round	30" Disc Base	4"	\$1,328	\$1,475	\$1,576	\$100	\$640
<b>Alloy Disc base Standard Height Square w/glides</b> 	ALD2924SQ	24 x 24	Square	17" Disc Base	3"	\$ 667	\$ 725	\$ 809	\$35	\$410
	ALD2930SQ	30 x 30	Square	22" Disc Base	3"	\$ 801	\$ 865	\$ 959	\$46	\$410
	ALD2936SQ	36 x 36	Square	22" Disc Base	3"	\$ 956	\$1,035	\$1,131	\$60	\$480
	ALD2942SQ	42 x 42	Square	30" Disc Base	4"	\$1,225	\$1,330	\$1,429	\$67	\$600
	ALD2948SQ	48 x 48	Square	30" Disc Base	4"	\$1,293	\$1,445	\$1,534	\$100	\$640
<b>Alloy Disc base Standard Height Triangle w/glides</b>	ALD2936-TRIANGLE	36" Triangle	Triangle	22" Disc Base	3"	\$ 934	\$1,019	\$1,137	\$60	\$480
<b>Alloy Disc base Standard Height Rectangle w/glides</b> 	ALD292430	24 x 30	Rectangle	17" Disc Base	3"	\$ 718	\$ 780	\$ 840	\$33	\$460
	ALD292436	24 x 36	Rectangle	22" Disc Base	3"	\$ 800	\$ 811	\$ 877	\$35	\$480
	ALD292442	24 x 42	Rectangle	22" Disc Base	3"	\$ 835	\$ 853	\$ 949	\$40	\$480
	ALD292448	24 x 48	Rectangle	22" Disc Base	3"	\$ 854	\$ 875	\$ 978	\$45	\$540
	ALD293036	30 x 36	Rectangle	22" Disc Base	3"	\$ 822	\$ 837	\$ 942	\$35	\$480
	ALD293042	30 x 42	Rectangle	22" Disc Base	3"	\$ 824	\$ 885	\$1,009	\$45	\$480
	ALD293048	30 x 48	Rectangle	30" Disc Base	4"	\$ 944	\$1,039	\$1,127	\$55	\$540
	ALD293642	36 x 42	Rectangle	30" Disc Base	4"	\$1,106	\$1,217	\$1,305	\$80	\$600
	ALD293648	36 x 48	Rectangle	30" Disc Base	4"	\$1,152	\$1,265	\$1,353	\$100	\$640
<b>Alloy Disc base Pub Height Round w/glides</b> 	ALD4224RD	24 Dia.	Round	17" Disc Base	3"	\$ 750	\$ 809	\$ 896	\$35	\$410
	ALD4230RD	30 Dia.	Round	22" Disc Base	3"	\$ 885	\$ 952	\$1,048	\$46	\$410
	ALD4236RD	36 Dia.	Round	30" Disc Base	4"	\$1,234	\$1,314	\$1,423	\$60	\$480
<b>Alloy Disc base Pub Height Square w/glides</b> 	ALD4224SQ	24 x 24	Square	17" Disc Base	3"	\$ 732	\$ 791	\$ 876	\$35	\$410
	ALD4230SQ	30 x 30	Square	22" Disc Base	3"	\$ 866	\$ 930	\$1,023	\$46	\$410
	ALD4236SQ	36 x 36	Square	30" Disc Base	4"	\$1,212	\$1,099	\$1,198	\$60	\$480
<b>Alloy Disc base Pub Height Triangle w/glides</b>	ALD4236-TRIANGLE	36" Triangle	Triangle	30" Disc Base	4"	\$1,345	\$1,430	\$1,552	\$60	\$480
<b>Alloy Disc base Pub Height Rectangle w/glides</b> 	ALD422430	24 x 30	Rectangle	17" Disc Base	3"	\$ 784	\$ 846	\$ 907	\$33	\$460
	ALD422436	24 x 36	Rectangle	22" Disc Base	3"	\$ 865	\$ 878	\$ 942	\$35	\$480
	ALD423036	30 x 36	Rectangle	22" Disc Base	3"	\$ 886	\$ 903	\$1,007	\$35	\$480
	ALD423042	30 x 42	Rectangle	22" Disc Base	3"	\$ 930	\$ 952	\$1,074	\$45	\$480

# ALLOY cast bases

	PART #	SIZE	SHAPE	BASE SIZE	COLUMN SIZE	EDGE GUARD LIST PRICE	PVC LIST PRICE	SMARTEDGE LIST PRICE	GROUP 2 LAMINATE ADDER LIST	CUSTOM LOGO LAMINATE ADDER	
<b>Alloy T-Base Fixed Rectangle w/ Glides</b> 	ALT292442	24 x 42	Rectangle	22" Staight T Base	3"	\$865	\$941	\$1,054	\$40	\$480	
	ALT292448	24 x 48	Rectangle	22" Staight T Base	3"	\$899	\$976	\$1,096	\$45	\$540	
	ALT292460	24 x 60	Rectangle	22" Staight T Base	3"	\$972	\$1,060	\$1,188	\$80	\$600	
	ALT292472	24 x 72	Rectangle	22" Staight T Base	3"	\$1,018	\$1,107	\$1,247	\$90	\$725	
	ALT293042	30 x 42	Rectangle	22" Staight T Base	3"	\$915	\$995	\$1,117	\$45	\$480	
	ALT293048	30 x 48	Rectangle	22" Staight T Base	3"	\$969	\$1,054	\$1,183	\$55	\$540	
	ALT293060	30 x 60	Rectangle	22" Staight T Base	3"	\$1,026	\$1,120	\$1,255	\$85	\$600	
	ALT293072	30 x 72	Rectangle	22" Staight T Base	3"	\$1,076	\$1,172	\$1,317	\$100	\$725	
	ALT293642	36 x 42	Rectangle	30" Staight T Base	3"	\$995	\$1,086	\$1,216	\$80	\$600	
	ALT293648	36 x 48	Rectangle	30" Staight T Base	3"	\$1,045	\$1,139	\$1,280	\$100	\$640	
<b>Alloy T-Base Fixed Smart Edge Wave</b> 	ALT293060-WAVE	30 x 60	Wave	22" Staight T Base	3"	\$1,209	\$1,319	N/A	\$120	\$720	
	ALT293072-WAVE	30 x 72	Wave	22" Staight T Base	3"	\$1,268	\$1,387	N/A	\$140	\$880	
	<b>Alloy T-Base Pub Height Fixed Rectangle w/ Glides</b> 	ALT422442	24 x 42	Rectangle	22" Staight T Base	3"	\$938	\$1,013	\$1,127	\$40	\$480
		ALT422448	24 x 48	Rectangle	22" Staight T Base	3"	\$971	\$1,049	\$1,169	\$45	\$540
		ALT422460	24 x 60	Rectangle	22" Staight T Base	3"	\$1,045	\$1,131	\$1,262	\$80	\$600
		ALT422472	24 x 72	Rectangle	22" Staight T Base	3"	\$1,091	\$1,162	\$1,317	\$90	\$725
		ALT423042	30 x 42	Rectangle	22" Staight T Base	3"	\$988	\$1,069	\$1,189	\$45	\$480
		ALT423048	30 x 48	Rectangle	22" Staight T Base	3"	\$1,040	\$1,127	\$1,255	\$55	\$540
		ALT423060	30 x 60	Rectangle	22" Staight T Base	3"	\$1,099	\$1,124	\$1,328	\$85	\$600
		ALT423072	30 x 72	Rectangle	2" Staight T Base	3"	\$1,150	\$1,247	\$1,391	\$100	\$725
ALT423642		36 x 42	Rectangle	30" Staight T Base	3"	\$955	\$1,157	\$1,289	\$80	\$600	
ALT423648		36 x 48	Rectangle	30" Staight T Base	3"	\$1,120	\$1,212	\$1,351	\$100	\$640	
<b>Alloy T-Base Pub Height Fixed Smart Edge Wave</b> 	ALT423060-WAVE	30 x 60	Wave	22" Staight T Base	3"	\$1,283	\$1,396	N/A	\$120	\$720	
	ALT423072-WAVE	30 x 72	Wave	22" Staight T Base	3"	\$1,343	\$1,460	N/A	\$140	\$880	

### Base Colors

Black (BLK)

### EDGE GUARD,™ SMARTEDGE,® AND PVC COLORS

We frequently update our edge color options to meet customer tastes and style changes. Please check the "Edges" page on our website for the latest options available in our SmartEdge®, EdgeGuard™ and PVC colors.

Custom edge colors may be available, please call for availability and pricing.

Note: There is an upcharge per order for EdgeGuard™ colors other than black, unless the order consists of 20 or more tables. Please call for pricing.

Note: There is an upcharge per Non-Standard SmartEdge® color, per order.

### Laminates

**Group 1:** Choose your colors from Wilsonart laminates. See their website. Palmer Hamilton standards are most colors in Type 335 laminate and finish type ending in -38 or -60. Exceptions may apply.

**Group 2:** Standard Pionite, Nevamar and Formica laminates. Wilsonart laminates Type 335 and finish type ending in -1,-12,-16,-18,-19,-21,-22,-28,-52,-78, X-Grain, High Wear and Type 350 and 107 laminates.

**Group 3:** Wilsonart Laminate Types 136 and 137

**Group 4:** Wilsonart Laminate Types 362 (VDL, Y-Type), 156 (Markerboard), 376-HD, 366, and 515.