



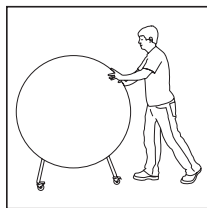
Operating and Maintenance Instructions



WARNING

These units should be operated only by authorized adults who have read and understand these operating instructions. Movement and/or operation of these tables by children could result in serious injury. It is dangerous to leave children unattended in the area of folded tables. Do not use tables as room dividers. Do not sit or stand on tabletops. If necessary to replace or repair leg assemblies, contact Palmer Hamilton.

MOVING THE TABLE



CORRECT WAY

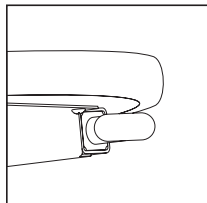
To avoid table tipping over, push from the end of the table.



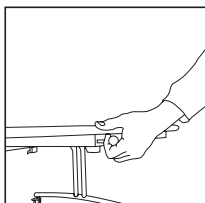
INCORRECT WAY

Pushing from flat table side may cause tipping.

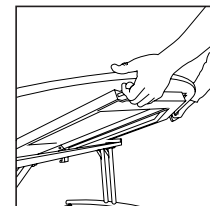
POSITION TABLE IN STORAGE POSITION



Locate two lifting knobs.



Pull out two knob simultaneously to unlock latch.



Hold and guide as counterweight lifts table to upright position.


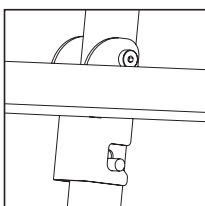
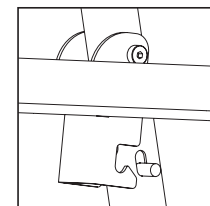


Table will lock into position when in full upright position.



LATCH LOCKED


Note that latch will lock in upright position.




LATCH UNLOCKED

Latch will unlock as pressure is applied to start pulling into down position.

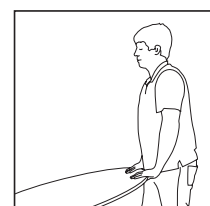
TO BRING TABLE BACK TO USE



Hold table at top and apply slight pressure to release latch.



Pull tabletop slowly to full horizontal position.

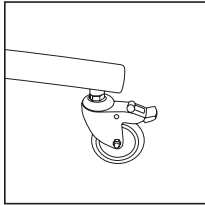


You should hear slight click as latch engages to hold table into place.

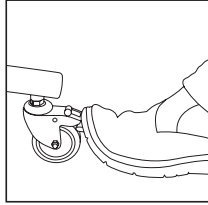
continued on next page

CASTERS

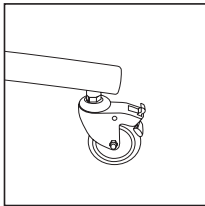
UNLOCKED



LOCKING



LOCKED



All casters should be locked to stabilize table when in use.

DO NOT SIT ON TABLE



Sitting on edge of tabletop may result in damage to the table and **will void** your warranty.

MAINTENANCE TIPS

- Lubricate latches on a regular basis.
- Check nuts and bolts regularly.
- Lubricate all pivot points as required.
- Use mild soap and water, damp sponge for general cleaning. Visit Wilsonart.com for removing tougher stains.
- DO NOT power wash

As part of Palmer Hamilton's on-going commitment to quality, product specifications, changes, or modifications may be made without prior notice. PALMER HAMILTON, LLC warrants that its products shall be free from defects in original material and workmanship for the period listed on our [website](#) from the original shipment date or substantial completion date. This warranty shall not apply to normal wear and tear. In the event products are damaged as a result of misuse, abuse, vandalism, neglect, accident, improper application, and modification or repair by persons not authorized by PALMER HAMILTON, the company reserves the right to render any warranties null and void. The company will, at its discretion, repair or replace any defects. Any repair or replacement must be approved in advance by the factory before any action is taken. There are no implied warranties of fitness or merchantability, and there are no other expressed warranties beyond the warranties expressed here.