

## wall POCKET tables

Our wall pocket tables free up floor space for other activities in a multi-use room. The Palmer Hamilton line is well constructed with safety features needed in busy cafeteria settings.



### SIZES / MODELS

- Pocket Systems for standard 14' table and bench models, with many other sizes available.
- We also offer Retro-Fit Systems for older and other brand table and bench models. Contact Customer Service if you don't see your size in our list (pages 5 to 9).
- Fully Recessed and Against the Wall Systems are available in all sizes. Models hold 1, 2, 3 or 4 table/bench extensions.
- Tables and benches are detachable from and interchangeable in steel pockets.
- Tables and benches are sold separately or as sets.
- We have an extensive list of accessories to handle most situations, both in new construction and retro-fit in existing wall pocket units.

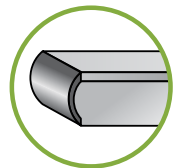


### POCKET CONSTRUCTION

- All welded construction of 16-gauge steel with 11-gauge sill and top plates, without

partial back or open studs.

- The finish is phosphate coated for rust prevention with sprayed-on epoxy paint with hardener. Colors match our table frames in black or chameleon.
- Pockets have a 2" (51 mm) side facing to overlap walls in recessed installation.
- We provide a custom head panel with 2.5" (64 mm) vertical facing to cover masonry opening of 86.5" (2197 mm).



### TABLE TOP AND BENCH TOPS


- Table tops and benches are constructed of 3/4" (19.1 mm) thick, resin wood with ANSI A208.1, M-3, surfaced with GP-335 vertical grade plastic laminate and BK-25 plastic backing sheet.
- Smooth surfaces, free of "lock holes", tamper-resistant and easy to keep clean.
- Tables are edged with bonded polyurea EdgeGuard™ that is tamper-resistant and self-healing. Edges stay sealed, eliminating unsanitary food traps, while preventing peeling and chipping.

Extend the use of your space with easily movable wall pocket tables.



**FRAMES**

- All frames are epoxy powder coated, in black, chameleon, or silver. This tough heat cured finish prevents chips and scratches.



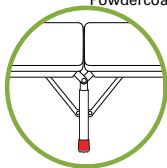
Black Textured Powdercoat



Chameleon Textured Powdercoat



Metallic Silver Powdercoat



- Center legs with cushioned feet provide additional load-bearing capacity.
- Tabletop frame is dual 15/16" x 1-1/2" (23.8 x 38.1 mm) 14-gauge fully welded frame.
- Table end legs are 14-gauge, 1" (25.4 mm) diameter steel tubing.
- Bench frame is dual 15/16" x 1-1/2" (23.8 x 38.1 mm) 14-gauge fully welded frame.
- Bench end legs are 16-gauge, 1" (25.4 mm) diameter steel tubing.
- We use non-marking wheels. These provide excellent floor protection, abrasion resistance, high impact strength with easy, quiet operation. Poly II construction is resistant to water, oil, and most chemicals.

**LAMINATE OPTIONS**

- Choose your colors from Wilsonart® laminates. See their website, [www.wilsonart.com](http://www.wilsonart.com). Palmer Hamilton standards

are most colors ending with '-38' or '-60'. Exceptions apply, including colors that begin with a 'Y' or end with a 'K-38' or 'K-60'. All premium colors are subject to an upcharge. Custom logos available at an upcharge.

- Wilsonart® Laminates are abrasion resistant and meet or exceed NEMA specifications. They are resistant to scratching, fading, and staining.

**WEIGHT CAPACITY**

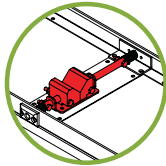
- Per bench, maximum weight allowed is 100 pounds per square foot (488.2 kilograms per square meter).

**LOCKING AND SAFETY FEATURES**

- All tables and benches have five locks for enhanced safety.



- Tables and benches lock automatically with upper Z-Lock when folded into pocket for storage.



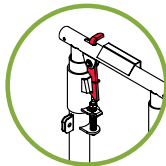
- Two sets of 1/2" diameter, solid steel Track-Lock® secures tables/benches while in storage position and simplifies release.

- Bottom set of pins is manually activated by a remote handle positioned near the center of each table and bench. The second set of pins, midway in pocket, automatically engages while closing the table and bench.

- Mullion Lock secures tables/benches in stored position preventing unauthorized use.



- Tables and benches have field adjustable down latches to secure them in the down position, even with varying floor conditions.



- Tables and benches are equipped with compression springs to ensure proper counterbalance in any position.

### STORAGE DEPTHS

- A single 14' table system stores in 6" depth. A quad system (4 sets of tables and benches) stores in as little as 22.75" depth.

### CERTIFICATIONS

- We have been awarded the UL GREENGUARD Gold Indoor Air Quality Certification® for this product line. You can

learn more about this program at [ul.com/services/ul-greenguard-certification](http://ul.com/services/ul-greenguard-certification).



- All weldings are according to American Welding Society (AWS) codes
  - AWS D1.1 Structural Welding Code – Steel
  - AWS D1.3 Structural Welding Code – Sheet Steel

### SPECIFICATION ASSISTANCE

- Our experts will work with you to guarantee that you specify and receive the configuration that best meets your needs.
- Make actual field measurements of construction affecting built-in tables and seating prior to fabrication and show record measurements on-shop drawings.
- Complete our **Site Survey** document completely. The information you provide will ensure that your Wall Pocket assemblies will be perfectly fitted to your space. Visit our website or call Customer Service to receive the form.
- Seven-foot center-to-center pocket mounting distance is the suggested minimum for 26" (660 mm) aisles between table/bench seats.

### SITE PREPARATION

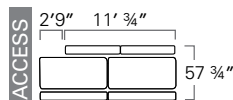
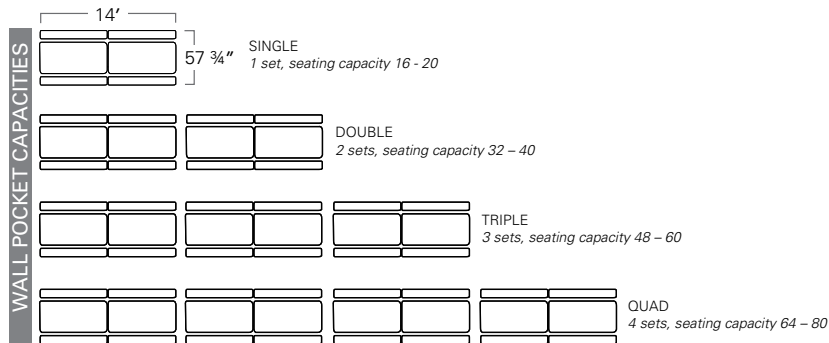
- School or facility is responsible for preparation of installation site. Work with our Customer Service Representatives if you have any questions about the site or procedures.

- With general contractor present, examine area where built-in tables and seating are to be installed.
- Carpeting is not recommended as a floor covering.
- Installation must be done over a level surface with no more than a .125" (3 mm) change in height over a 10' (3 m) area.
- Height of finished floor must be within .0625" (1.5mm) of top of pocket sill plate. Rough floor to wall must be perpendicular in pocket mounting area.
- Cushioned sports flooring is not recommended as a floor covering.
- Ensure compliance with installation tolerance requirements and other conditions affecting performance of built-in tables and seating.
- Protect previously installed finish materials from damage during installation of benches and tables.

**INSTALLATION**

- Palmer Hamilton will work with your facility to coordinate the installation of built-in tables and seating. It is important to comply with all of Palmer Hamilton's instructions, shop drawings and specifications. Incorrect installation can void your warranty.
- Palmer Hamilton will use an experienced installer who has specialized in installing built-in tables and seating and who is acceptable to and certified by the manufacturer to perform the work of this section.
- Your PH Representative will demonstrate and train owner's maintenance personnel on procedures and schedules related to operation, troubleshooting, servicing, inspection, and maintenance.
- For self-installation, all accessories are included with your product, including trim panels, locks and keys, release handle tool, filler panel system (if equipped).

**TYPICAL TABLE LAYOUTS & SEATING CAPACITIES**



Note: Wheelchair access is always located at the inner fold of the two section table.

**DIMENSIONS & WEIGHTS**

**14' TABLES & BENCHES**

Model #	Description	Rough Opening (inches)			Weight (lbs)
		H	W	D	
<b>Standard Recessed Wall Pockets (use 14' table and bench)</b>					
86R031412	Single Recessed Wall Pocket	87	60	6	355
86R031424	Double Recessed Wall Pocket	87	60	11-1/2	412
86R031436	Triple Recessed Wall Pocket	87	60	17	560
86R031448	Quadruple Recessed Wall Pocket	87	60	22-1/2	630
<b>Standard Against Wall Pockets (use 14' table and bench)</b>					
87A031412	Single Against Wall Pocket				373
87A031424	Double Against Wall Pocket				452
87A031436	Triple Against Wall Pocket				590
87A031448	Quadruple Against Wall Pocket				660

Model #	Description	Weight (lbs)
<b>Non-Standard Pockets (use 14' table and bench)</b>		
81R031410	Single Recessed Pocket - 1 table, no bench	94
81R031420	Double Recessed Pocket - 2 table, no bench	125
81R031430	Triple Recessed Pocket - 3 table, no bench	154
82R031412	Single Partially Recessed Pocket - 1 table, 2 benches	215
82R031424	Double Partially Recessed Pocket - 2 table, 4 benches	310
83R031411L	Single Recessed Pocket - 1 table, 1 left-side bench	139
83R031411R	Single Recessed Pocket - 1 table, 1 right-side bench	139
91A031211L	Single Against Wall Pocket - 1 table, 1 left-side bench	156
91A031211R	Single Against Wall Pocket - 1 table, 1 right-side bench	156
92A031410	Single Against Wall Pocket - 1 table, no bench	125
92A031420	Single Against Wall Pocket - 2 table, no bench	176

Model #	Description	Dimensions (inches)			Weight (lbs)
		H	W	D	
<b>Standard 14' Tables and Benches</b>					
40M23293014	Wall Pocket Table	29	30	166	200
40M23273014	Wall Pocket Table	27	30	166	200
42M23171214	Wall Pocket Bench (each)	17	12	166	100
42M23151214	Wall Pocket Bench (each)	15	12	166	100
<b>Wheelchair-Accessible Tables and Benches</b>					
40M23303014	Wall Pocket Table	30	30	166	200
48M23171211	Wall Pocket Bench (each)	17	12	133	85
48M23151211	Wall Pocket Bench (each)	15	12	133	85

**DIMENSIONS & WEIGHTS**

**14' TABLES & BENCHES**

Model #	Description	Dimensions (inches)			Weight (lbs)
		H	W	D	
<b>Replacement Tables and Benches for Pockets Sold Before 2003</b>					
70M23303014	Wall Pocket Table	30	30	166	200
70M23293014	Wall Pocket Table	29	30	166	200
70M23273014	Wall Pocket Table	27	30	166	200
72M23171214	Wall Pocket Bench (each)	17	12	166	100
72M23151214	Wall Pocket Bench (each)	15	12	166	100

Model #	Description	Weight (lbs)
<b>Standard Size Accessories - Wide filler panel systems</b>		
87A031412 FLR18	Single Depth 14', 18" Wide Filler Panel System	51
87A031424 FLR18	Double Depth 14', 18" Wide Filler Panel System	53
87A031412 FLR20	Single Depth 14', 20" Wide Filler Panel System	55
87A031424 FLR20	Double Depth 14', 20" Wide Filler Panel System	57
87A031412 FLR24	Single Depth 14', 24" Wide Filler Panel System	64
87A031424 FLR24	Double Depth 14', 24" Wide Filler Panel System	66
87A031412 FLR30	Single Depth 14', 30" Wide Filler Panel System	76
87A031424 FLR30	Double Depth 14', 30" Wide Filler Panel System	79
87A031412 FLR36	Single Depth 14', 36" Wide Filler Panel System	89
87A031424 FLR36	Double Depth 14', 36" Wide Filler Panel System	93
<b>Special 14' Pockets – Flat Tops</b>		
87A031412FTOP	Single Flat Top Against Wall Pocket	229
87A031424FTOP	Double Flat Top Against Wall Pocket	331
<b>Specials/Accessories</b>		
99F051Z1-03	Release Handle	4
390751	45 Degree Right-Hand Corner Assembly – single depth	26
390752	45 Degree Left-Hand Corner Assembly – single depth	26
390756	45 Degree Right-Hand Corner Assembly – double depth	49
390757	45 Degree Left-Hand Corner Assembly – double depth	49
99F069ZP	Z-Lock Conversion Kit – single depth	9
99F070ZP	Z-Lock Conversion Kit – double depth	9

**DIMENSIONS & WEIGHTS**

**13.5' TABLES & BENCHES**

Model #	Description	Rough Opening (inches)			Weight (lbs)
		H	W	D	
<b>Retro-Fit Recessed Pocket (use 13.5' table and bench), 30" wide table</b>					
90R031312	Single Retro-Fit Pocket	84	60	6	350
90R031324	Double Retro-Fit Pocket	84	60	11-1/2	401
90R031336	Triple Retro-Fit Pocket	84	60	17	524

Model #	Description	Dimensions			Weight (lbs)
		H	W	D	
<b>Retrofit Tables and Benches (13.5')</b>					
41M03293013	Retro-Fit Table	29	30	160	195
41M03273013	Retro-Fit Table	27	30	160	195
43M03171213	Retro-Fit Bench (each)	17	12	160	95
43M03151213	Retro-Fit Bench (each)	15	12	160	95

<b>Tables and Benches (13.5')</b>					
71M23293013	Wall Pocket Table	29	30	160	200
71M23273013	Wall Pocket Table	27	30	160	200
73M23171213	Wall Pocket Bench (each)	17	12	160	100
73M23151213	Wall Pocket Bench (each)	15	12	160	100

Model #	Description	Rough Opening (inches)			Weight (lbs)
		H	W	D	
<b>Retro-Fit Recessed Wall Pockets (use 13.5' table and bench, 26" W table)</b>					
88R031312	Single Retro-Fit Pocket	84	57	6	345
88R031324	Double Retro-Fit Pocket	84	57	11-1/2	402

<b>Retro-Fit Recessed Pocket Insert (+ return flange, use 13.5' table &amp; bench), 26" W table</b>					
89R031312	Single Retro-Fit Pocket, Shallow	84	57	4-7/8	345
89R031324	Double Retro-Fit Pocket	84	57	10-3/8	402
89R031336	Triple Retro-Fit Pocket	84	57	15-7/8	550
89R031348	Quad Retro-Fit Pocket	84	57	21-9/16	690

Model #	Description	Dimensions			Weight (lbs)
		H	W	D	
<b>Tables and Benches (13.5')</b>					
45M23292613	Retro-Fit Table	29	26	160	190
45M23272613	Retro-Fit Table	27	26	160	190
45M23302613	Retro-Fit Table	30	26	160	190
43M23171213	Retro-Fit Bench (each)	17	12	160	95
43M23151213	Retro-Fit Bench (each)	15	12	160	95

**DIMENSIONS & WEIGHTS**

**12' TABLES & BENCHES**

Model #	Description	Rough Opening (inches)			Weight (lbs)
		H	W	D	
<b>12 Foot Wall Pocket Systems Recessed Pockets (use 12' table and bench)</b>					
84R031212	Single Recessed Wall Pocket	75	60	6	305
84R031224	Double Recessed Wall Pocket	75	60	11-1/2	354
84R031236	Triple Recessed Wall Pocket	75	60	17	480
<b>Against Wall Pockets (use 12' table and bench)</b>					
85A031212	Single Against Wall Pocket	(no opening needed)			320
85A031224	Double Against Wall Pocket	(no opening needed)			387
85A031236	Triple Against Wall Pocket	(no opening needed)			320
Model #	Description	Dimensions			Weight (lbs)
		H	W	D	
<b>12 Foot Tables and Benches</b>					
44M23293012	Wall Pocket Table	29	30	142	171
44M23273012	Wall Pocket Table	27	30	142	171
46M23171212	Wall Pocket Bench	17	12	142	86
46M23151212	Wall Pocket Bench	15	12	142	86
<b>12 Foot Tables and Benches for Pockets Sold Before 2003</b>					
70M23293012	Wall Pocket Table	29	30	142	195
70M23273012	Wall Pocket Table	27	30	142	195
72M23171212	Wall Pocket Bench (each)	17	12	142	95
72M23151212	Wall Pocket Bench (each)	15	12	142	95



**DIMENSIONS & WEIGHTS**

**ACCESSORIES FOR PRODUCT MANUFACTURED BEFORE 2003**

Model #	Description	Weight (lbs)
<b>Retrofit Models Accessories - for products produced before 2003</b>		
99F051Z1	Release Handle for pocket	4
MRL04KIT	Mullion Lock Kit – includes 2 locks per kit	1
92A031430	Slope Top Against Wall Pocket 3 tables, no benches, 14' custom length	226
93R031224	Partially Recessed Pocket, 12' double depth	277
94R031311R	Recessed Pocket, 13.5' right-hand bench, single depth, custom	142
95R031224	Recessed Pocket, 12' narrow double depth	233
96A031312FTOP	Flat Top Against Wall Pocket, 13.5' single depth	240
96A031324FTOP	Flat Top Against Wall Pocket, 13.5' double depth	340
97R031320	Table Only, 26"W 13.5' double depth	119
98R031324	Partially Recessed 13.5' double depth, 2" side flange	295

**USAGE NOTE**

Our wall pocket table and benches are designed to be removed from the pocket in a straight or linear alignment that is perpendicular to the wall pocket cabinet. The casters on the table and benches are fixed and do not swivel. For this reason, consistent moving of the tables and benches in any way other than this recommended linear alignment will cause undue stress on the casters and leg assemblies. When tables and benches are not operated as intended, it is possible that any future warranty claims on the casters and leg assemblies may be denied.

**CLEANING**

**All Top Surfaces - Daily Cleaning**

Remove ordinary dirt and smudges with a mild soap and warm water solution. Rinse with a water dampened cloth. Dry with a clean, non-abrasive cloth.

**Heavy Cleaning – Laminate**

Soiling can be removed with non-abrasive household spray cleaners i.e. Windex®, Formula 409®, Fantastik® and a soft cloth. Rinse cleaned area with water dampened cloth. Dry with a clean, non-abrasive cloth.

See more information on your Wilsonart laminate at their website, [www.wilsonart.com](http://www.wilsonart.com).

**Maintenance of Frame**

Touch up any exposed scratched metal with a Rust-Oleum spray paint.

**SHIPPING AND ASSEMBLY**

Product will be shipped in containers and on pallets. Use care in opening and unloading materials for installation.

**WARRANTY**

15 year standard warranty. See our website.