

Customize to match your decor

Systems that clearly guide
cafeteria/restaurant traffic flow.



CUSTOM METAL CROWD CONTROL FEATURES & BENEFITS

STURDY Made with 11-gauge steel and welded joints, our metal barriers are built to last. Our metal systems are custom-designed and built for your cafeteria.

OPTIONAL MOUNTS Surface mount, freestanding or grout-in construction. Permanent or temporary installation offered.

CUSTOM DESIGN For those who want to get creative, optional laser-cut steel panels can be designed to fit your personal style. Custom powdercoat colors are available.


RETRACTABLE BELT SYSTEMS FEATURES & BENEFITS

FREESTANDING Our 40" tall freestanding posts are securely anchored in a 30 lb. weighted base with protective rubber floor cushions.

FLEXIBLE CONFIGURATIONS Easily connect the 7' long retractable belts in multiple configurations to guide students.

OPTIONS Post finishes include brass, chrome and black. Belts are available in red, green, blue and black. Coordinate with your theme to achieve the desired effect. Wall-mounted retractable belt and wall-mounted belt clips are also available.

Frame Finishes:



Black Textured Powdercoat



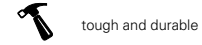
Chameleon Textured Powdercoat



Metallic Silver Powdercoat

We offer 10 vibrant and rich powder coated colors for indoor and outdoor use. Premium colors are subject to an upcharge. Chrome plating is available at an extra charge. See our website for more information.

Q-Line systems



tough and durable



custom logo graphics

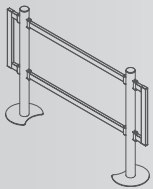


mounting options

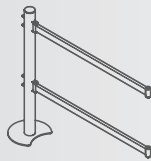


Three post finishes.

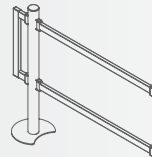
q - l i n e q u i c k s p e c s



Standard 5' section



5' Addition with end kit



Standard 5' section

Associations and Purchasing Groups:



palmer HAMILTON

143 S. Jackson Street
Elkhorn, WI 53121-1911

Toll Free: 800-788-1028
Local: 262-723-8200
Fax: 262-723-5180

www.PalmerHamilton.com

Visit our website to see the complete family of PalmerHamilton products.