

GETZEN concrete

Outdoor furniture with extreme durability to coordinate with modern architectural settings. A full suite of options, from tables and benches to outdoor desks and lecterns with all the accessories to complete the line. Wheelchair accessible versions available.



CONSTRUCTION

Concrete Material

- Sand: washed torpedo sand
- Stone: 3/8" washed pea gravel or 3/8" crushed limestone (if specified)
- Cement is very light gray color, 7 - 7.5 bags per cubic yard
- Water Reducers used to increase strength and durability
- Chemical Entrained Air - 6 to 8%, causes concrete to be more salt and chloride resistant.
- Average strength (after 28 days) is 5000 psi minimum
- Concrete cured indoors under plastic before exposure to outside air.
- Reinforcing: All pieces are reinforced with metal used throughout sides and bottom, placed at least 1" away from outside surfaces.
- Expected life of concrete is 30 years minimum.
- All materials meet ASTM specifications

Finishing

- All pieces are constructed for ease of care and comfort. Tops of tables and seats, desks and lecterns are polished to remove rough edges. Benches have a variety of surfaces, depending on selected material finish. Call for details if your application requires a smooth finish.

Sealer

Two coats of semi-gloss acrylic sealer are applied as a standard for all models. Sealer greatly enhances the beauty of the stone, and also preserves the surface as it helps resist salt and chloride, and makes graffiti clean-up easier. Sealer is not necessary, but highly recommended.

Hardware

Mounting hardware is provided for any pieces that require assembly and/or anchoring. Anchor kits are available when desired but not necessary.

Tables, desks and benches for enjoying the outdoors while learning, dining and relaxing.



OF-B5350

TABLES WITH SEATING

See chart on page 6 for more details.

Three distinct styles offered: dramatic geometric contemporary and graceful, soft-edged traditional.

- Contemporary tables are 40" square with two or four seat options.
- 36" square pedestal tables with separate stools.
- Traditional design 40" round and square tables with attached seating for 8 or design option for 6 plus wheelchair access.



OF-T7050



OF-T7100



OF-T6140

- Traditional tables have the option of an umbrella hole. Our coupler (OF-T6055) must be ordered, and holder (OF-T6050) can be ordered to secure a purchased umbrella.
- Optional checkerboard, backgammon board, or custom logo art available for all tables.

BENCHES

See chart on page 7 for more details.

Several styles of benches are within our line. Available in all color options.



OF-B5624


OF-B5726

- **Campus Benches** are simple shapes with solid sides and 18" seating height.
 - 24" and 30" square.
 - 26", 36", 42", and 48" diameter stools.

- 48", 60", and 72" lengths, 14 inch width rectangular benches.
- 77" long curved solid side bench with angled vertical sides and rounded corners for a sleek, dramatic appearance.




OF-B56722418




OF-B5921

- **Plaza benches** are one piece designs that are slab seats on sturdy legs. They are manufactured and delivered as one piece. Straight or curved models.
 - 58.5" (2 legs) and 72.5" (3 legs) lengths, 14" deep seating, 17" height.



OF-B5350



OF-B5910

Create a space to gather outdoors to learn or worship.

OUTDOOR CLASSROOM FURNITURE

See chart on page 7 for more details.

While our benches can form a perfect arena setting, we also offer desks that have a seat and writing surface, plus a lectern for the speaking position.

- The lectern has a 24" x 20" x 2.5" surface with a stainless steel metal book rest, mounted on steel posts holding the surface 37" in the front and 44" at the back. There is a location for an informational plate on the front for identification or a memorial note. Lectern is mounted on a concrete slab 48" square, 3" thick.
- The desk is a surface of 24" wide, 19" deep and 2.5" thick mounted on a steel post. Seat is 18" diameter, 18" high. A slab is provided for stable setting. It is tapered for a possible curved arena setting.
- All necessary hardware is provided for assembly.



OF-D484844L



OF-D363030V

Accessories to create a full environment that coordinates.



WASTE RECEPTACLES

See chart on page 8 for more details.

To coordinate with the full line of outdoor furniture, we also have waste receptacles in matching concrete colors and finishes. These are also sturdy and attractive pieces on their own, for any outdoor setting.

- All cylindrical in design, each unit has 26" outside and 22" inside diameter, and 32" height.
- The capacity is 41 gallons, provided with a 32 gallon plastic liner that is easy to handle. This liner has a 21" diameter leaving 1/2" to drape garbage bag inside the unit.
- Metal inner liners are available by special order.
- Each unit has a 4" square drain hole in bottom.
- Bottom area resting on ground (23" Diameter, 2.885 sq. ft.) resists tipping.
- A concealed bolt down anchor can be used with holes pre-drilled in bottom (hardware not included).

We offer three different lids

- Flat powder coated brown, 11 gauge steel lid with central hole, inset 1/2" from top. Heavy duty hinge is secured to concrete and welded to lid.
- Plastic dome covers with strong retainer cables
 - Plastic dome covers in standard brown,

with solid green, blue, and red available as special order.

- Single or two sided entrance styles.
- Domed tops bring height of unit to 41.75"
- Retainer cable is 12" long galvanized flexible aircraft cable, 2000# breaking strength. Cable is spring-loaded to hold dome down and keeps it off ground when emptying unit, and provides resistance to vandalism.

ACCESSORIES

See Price List for details.

- Game board table tops. Painted directly onto concrete and protected by acrylic sealer. Backgammon and Checkerboard designs standard options; logos and custom graphics can be created in this method.
- Special order commemorative plates are available for lectern.
- For an umbrella hole in Traditional Table, Coupler OF-T6055 must be ordered.
- Umbrella holder OF-T6050 is available to insert in coupler for umbrella stability.
- Anchor kit of stainless steel angle and hardware available to attach benches to existing surface.




Finishes to complement the surrounding architecture while providing comfort for visitors.

COLORS/FINISHES

Standard Sandblast Finishes



Standard Exposed Aggregate




Available on limited bench models only; see following charts.

Special Sandblast Finishes (upgrades)

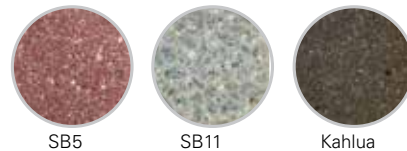
Premium Group A




Premium Group B



Premium Group C



Premium Group D



Acrylic Sealer

Acrylic Sealer is provided on all models unless declined. Sealer is highly recommended as it protects the surface and makes cleanup easier. Two coats of commercial semi-gloss sealer is applied to the product. Other sealer options available; call for information.

SHIPPING

Most models ship fully assembled. Exceptions are noted in the specification charts that follow.

WARRANTY


2 year standard warranty. See our website.



SPECIFICATIONS

MODEL NUMBER	DESCRIPTION	DIMENSIONS (IN)	SEATING CAPACITY	STANDARD FINISHES	PRODUCT WEIGHT (LB)	NUMBER OF PALLETS	PALLET SIZE 1 L x W x H (IN)	PALLET SIZE 2 L x W x H (IN)	PALLET SIZE 3 L x W x H (IN)
Traditional Tables									
OF-T6140	40" round table with attached seating	Size: 68 Dia x 30.5 H Table Top: 40 Dia Bench: 17 H	8	SB1, SB6 and SB7	1,175	2	42 x 42 x 28	76 x 32 x 35	
OF-T6114	40" round table with attached seating and wheelchair access	68 x 68 x 30.5 H Table Top: 40 x 49 Bench: 17 H	6 + 1WC	SB1, SB6 and SB7	1,175	2	54 x 42 x 24	76 x 32 x 35	
OF-T6240	40" square table with attached seating	68 x 68 x 30.5 H Table Top: 40 x 40 Bench: 17 H	8	SB1, SB6 and SB7	1,212	2	42 x 42 x 28	76 x 32 x 35	
OF-T6214	40" square table with attached seating and wheelchair access	68 x 68 x 30.5 H Table Top: 40 x 62 Bench: 17 H	6 + 1WC	SB1, SB6 and SB7	1,150	2	54 x 42 x 21	76 x 32 x 36	
OF-T7100	36" square table pedestal set with four stools. Anchor kits included.	Table 36 x 36 x 29.5 H Stool: 18 x 18 x 16.5 H	4	SB1, SB6 and SB7	Table: 604 Stool: 315 ea	3	39 x 39 x 14	38 x 32 x 32	42 x 42 x 20
OF-T7102	36" square table pedestal set with two stools. Anchor kits included.	Table 36 x 36 x 29.5 H Stool: 18 x 18 x 16.5 H	2	SB1, SB6 and SB7	Table: 604 Set: 1,234 Stool: 315 ea	3	39 x 39 x 14	38 x 32 x 32	38 x 32 x 20
To order an umbrella hole in any Traditional Table, add OF-T6055 Coupler to your order. Order OF-T6050 for Umbrella Holder for extra umbrella support if desired.									
Contemporary Tables									
OF-T7000	40" square contemporary table with two stools. Anchor kits included.	Table: 40 x 40 x 32 H Stool: 18 x 18 x 18 H	2	SB1, SB6 and SB7	Table: 935 Set: 1,435 Stool: 250 ea	1	48 x 48 x 38		
OF-T7050	40" square contemporary table with four stools. Anchor kits included.	Table: 40 x 40 x 32 H Stool: 18 x 18 x 18 H	4	SB1, SB6 and SB7	Table: 935 Set: 1,935 Stool: 250 ea	2	48 x 48 x 38	38 x 32 x 24	

T



SPECIFICATIONS

MODEL NUMBER	DESCRIPTION	DIMENSIONS (IN)	STANDARD FINISHES	PRODUCT WEIGHT (LB)	NUMBER OF PALLETS	PALLET SIZE L x W x H (IN)
Campus Benches						
OF-B5624	24" square campus bench	24 L x 24 W x 16 H	EX1, EX2, SB1, SB6 and SB7	476	1	30 x 32 x 25
OF-B5630	30" square campus bench	30 x 30 x 18 H	SB1, SB6 and SB7	800	1	36 x 36 x 25
OF-B5636	36" square campus bench	36 x 36 x 18 H	EX1, EX2, SB1, SB6 and SB7	965	1	39 x 39 x 25
OF-B5726	26" round campus bench	26 Dia x 18 H	SB1, SB6 and SB7	180	1	36 x 36 x 35
OF-B5736	36" round campus bench	36 Dia. x 18 H	SB1, SB6 and SB7	827	1	39 x 39 x 50
OF-B5742	42" round campus bench	42 Dia. x 18 H	SB1, SB6 and SB7	940	1	45 x 45 x 25
OF-B5748	48" round campus bench	48 Dia. x 18 H	SB1, SB6 and SB7	1125	1	50 x 50 x 25
OF-B56722418	72" rectangular campus bench	72 L x 24 W x 18 H	SB1, SB6 and SB7	1360	1	76 x 32 x 24
OF-B5921	77" curved rectangular campus bench	77 L x 17.75 W x 17 H	SB1, SB6 and SB7	1392	1	86 x 32 x 25
Plaza Benches						
OF-B5340	48" plaza bench with 2 legs	48 L x 14 W x 17 H	SB1, SB6 and SB7	310	1	54 x 32 x 25
OF-B5350	60" plaza bench with 2 legs	60 L x 14 W x 17 H	SB1, SB6 and SB7	350	1	64 x 32 x 25
OF-B5360	72" plaza bench with 3 legs	72 L x 14 W x 17 H	SB1, SB6 and SB7	403	1	76 x 32 x 24
OF-B5370	84" plaza bench with 3 legs	84 L x 14 W x 17 H	SB1, SB6 and SB7	430	1	86 x 32 x 25
OF-B5900	58" curved bench with 2 legs	58.5 L x 14 W x 17 H	SB1, SB6 and SB7	308	1	64 x 32 x 25
OF-B5910	72" curved bench with 3 legs	72.5 L x 14 W x 17 H	SB1, SB6 and SB7	466	1	76 x 32 x 25
Outdoor Classrooms						
OF-D363030V	Classroom Desk and Seat	Desk: 24 x 19 x 2.5 Seat: 18 Dia. x 18 H Slab: 24-30 tapers x 36 L	SB6 and SB7	482	1	38 x 32 x 50
OF-D484844L	Classroom Lectern	Lectern: 24 x 20 x 2.5 Height: 37 - 44 Base: 48 x 48 x 3	SB6 and SB7	1,000	1	38 x 32 x 50



SPECIFICATIONS

MODEL NUMBER	DESCRIPTION	DIMENSIONS (IN)	STANDARD FINISHES	PRODUCT WEIGHT (LB)	NUMBER OF PALLETS	PALLET SIZE L x W x H (IN)
Waste Receptacles						
OF-LR1600	31 gallon waste receptacle with hinged steel lid	26 Dia. x 32 H	EX1, EX2, SB1, SB6 and SB7	555	1	38 x 32 x 50
OF-LR1065	31 gallon waste receptacle with plastic dome lid	26 Dia. x 32 H	EX1, EX2, SB1, SB6 and SB7	545	1	38 x 32 x 50
OF-RR1064	31 gallon waste receptacle with two way plastic dome lid	26 Dia. x 32 H	EX1, EX2, SB1, SB6 and SB7	545	1	38 x 32 x 50