

59TV tables

Benches and Stools

An economical table with the high quality features for easy use and long life.



FEATURES

- One of the easiest lifting cafeteria tables on the market. Torsion bars and torsion springs work together to provide long-lasting lift assistance.
- Easier set-up positioning and clean-up. Center latches are accessible from either side of the 59TV tables. Saves time – less walking around tables.
- Designed with safety in mind. Two-stage latches have safety stop and in-use positions. Storage latch secures table in upright position and locks table for storage or moving.
- Engineered features and manufacturing quality make tables durable for many years of use.
- Unitized frame offers a longer lasting table that doesn't rely on the top for its strength. Holds up to the rigors of today's school environment.
- Benches and stools fold up with table for easy cleaning of floor beneath the table and quickly folding up and moving to storage area.

FRAMES

- Self-supporting, MIG welded, unitized frame design.
- Hinges have nylon spacer bushings to eliminate metal-to-metal contact for easier

operation, prevent over tightening of the hinge bolts, and eliminate noisy operation.

- Lock plates are 7-gauge steel, laser cut to exact tolerances.
- Leg assemblies are 14-gauge 1-1/4" steel tubing. Capped with non-marking black crutch tips.
- Low profile 2" high, 14-gauge "C"-shaped aprons provide maximum top clearance.
- Grade 5 hex machine bolts with aircraft-type lock nuts are used at all assembly points.
- Grade 8 shoulder bolts with aircraft-type lock nuts are used at linkage points for greater wear and to prevent over tightening.
- Bench frame consists of two 14-gauge "C" channels.
- Top and benches are secured to frame with #10 x 3/4" screws, 9" on centers.
- Release mechanism requires two hands for operation to protect users.
- Torsion springs in conjunction with torsion bars assist lifting throughout the complete operating range.
- Torsion bars are epoxy "e-coated" to prevent rusting and extend usable life. Torsion bars have machined grooves at each end, which receive e-clips to lock them in position and prevent lateral movement.

Center legs provide additional load bearing capacity.



- All critical parts at the pivot points are attached to the unitized steel frame. Steel latches are automatic in both the storage and in-use positions and are located in such a way that they cannot be accidentally opened or knocked out of adjustment.
- All metal parts are thoroughly cleaned to resist corrosion and provide maximum paint adhesion, finished with high-grade electrostatically applied lightly textured polyester powder coating that is baked on for superior resistance to abrasion, marring and scratching.

FRAME COLORS/FINISHES

- Durable powder coat finish, in our standard three options, and ten custom frame colors. See our website for non-standard colors. Minimum orders apply. Upcharge may apply.



Black (BLK)



Chameleon (CHA)



Metallic Silver (MS)

CASTERS

- Table rolls on four 4" diameter x 1-1/4" wide Poly II gray rubber, ball-bearing swivel casters during transport. Poly II rubber wheels provide excellent floor

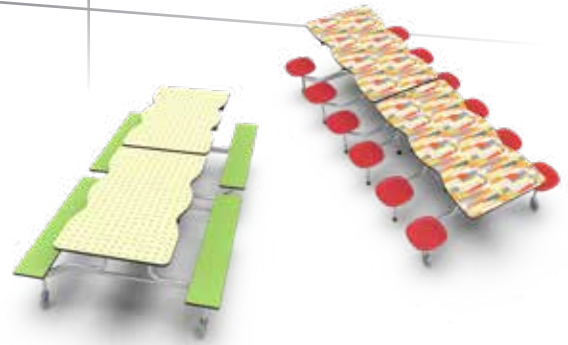


protection, abrasion resistance, good impact strength, quiet operation, and rolling ease. They are non-marking and resistant to water, oil, and most acids and chemicals.

TOPS AND BENCHES

- Table Top and Bench Construction is 5/8" M3 industrial grade 45# density particle board. .030" HPL (decorative laminate) on the top side and a .028 Wilsonart® phenolic backer bonded to the bottom of the core for stability and moisture resistance. Tabletop and bench corners have 1/2" radius. Total table and bench top thickness is .69".
- Tops are laminated with Wilsonart® .030 high-pressure laminate for superior abrasion resistance. Meets or exceeds NEMA specifications.
- Top is secured to frame with #10 x 5/8" screws for superior holding power and ease of replacement, 9" on centers.
- Benches are mounted to the end legs and middle legs with Grade 5 5/16-18 x 1-3/4" machine bolts with center lock nuts. Bench aprons use two 16-gauge angle aprons with full Dutch bend for additional strength.



Wave top versions available**STOOLS**

- Stool seats are molded from high-impact polypropylene and are a 13" quadrangular shape. Stools are mounted directly on a 6" square 11-gauge steel plate. This plate is welded to a 1" diameter, 14-gauge vertical tube. Seat columns contact floor directly with a non-skid, non-marring end cap. Some stools are mounted to caster legs.
- Stools are available in many colors to coordinate with your cafeteria design. See our website for current offerings.

LAMINATES

- **Standard / Group 1:** Choose your colors from Wilsonart® laminates. See their website. Palmer Hamilton standards are most colors in Type 335 laminate and finish type ending in -38 or -60. Exceptions apply, including colors that begin with "Y" or end with K-38 or K-60.
- **Group 2:** Standard Pionite®, Nevamar®, and Formica® laminates, and non-standard Wilsonart® laminates Type 335 and 107 Recycled Content, and finish types not ending in -38 or -60.

- **Group 3:** Wilsonart® Specialty Types 136/137 Chalkboard Laminates, and premium Aborite®, Pionite®, Nevamar®, and Formica®
- **Group 4:** Non-Standard Premium Wilsonart® Laminate Types 362 (VDL, Y-Type), 156/336 (Markerboard), 376-HD / 366 Wilsonart® HD, and 515 Compact Laminate.
- **All premium laminates** are subject to an upcharge. Contact Palmer Hamilton with questions.
- **Custom logo laminates** are available on table tops only at an upcharge.

EDGES

- Our standard edge is EdgeGuard™, a sprayed-on polyurea eased edge treatment that provides superior resistance to moisture, eliminates unsanitary food traps, and is extremely tamper resistant. Edges stay sealed, preventing peeling and chipping. Durable for many years of use.
- Standard color is black. We offer six nonstandard colors. Upcharges apply to orders of 20 units or less. See our website for options.



EdgeGuard™

Table frames stores in A-frame style, held in place with sturdy latch.



CERTIFICATIONS AND PERFORMANCE STANDARDS

- UL Listed – Tested by Underwriters Laboratories. These tables meet the more stringent safety standards contained in UL Standard for Safety for Folding Rollaway Tables, UL 2040.
- We have been awarded the Greenguard® and Greenguard® Gold by the Greenguard® Environmental Institute. UL GREENGUARD Certification for low chemical emission products helps demonstrate both compliance with key chemical emission standards and commitment to healthier indoor environments.

- Learn more about this program at: www.ul.com/services/ul-greenguard-certification. UL Greenguard lists more than 150,000 UL GREENGUARD-certified products in its online product guide. The Palmer Hamilton products are found at this link.

WARRANTY

- See Palmer Hamilton Warranty at palmerhamilton.com/resources/warranty

SHIPPING

- Tables ship fully assembled. Stool seats and are field installed.

DIMENSIONS

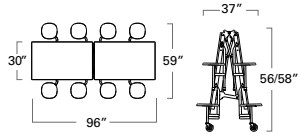
Description	Part#	Overall Product Dimensions					Seating Capacity	
		H x W x L	Seat Height	Folded Height	Storage Foot-print	Product Weight	Children (18")	Adults (28")
Rectangular Tables with Stools								
12 Stools Table 29" High	59TV23293012-S12	29" x 30" x 144"	17"	81"	1 = 43"x76"		12 children	12 adults
12 Stool Table 27" High	59TV23273012-S12	27" x 30" x 144"	17"	79"	1 = 43"x76"		12 children	12 adults
12 Stool Table 27" High	59TV23293010-S12	29" x 30" x 120"	17"	73"	1 = 43"x64"		12 children	12 adults
12 Stool Table 29" High	59TV23273010-S12	27" x 30" x 120"	17"	71"	1 = 43"x64"		12 children	12 adults
8 Stool Table 27" High	59TV23293008-S08	29" x 30" x 96"	17"	58"	1 = 37"x50"		8 children	8 adults
8 Stool Table 29" High	59TV23273008-S08	27" x 30" x 96"	17"	56"	1 = 37"x50"		8 children	8 adults
Wave Top Tables with Stools								
12 Stool Table 27" High	59TV23293012W-S12	29" x 30" x 144"	17"	81"	1 = 43"x76"		12 children	12 adults
12 Stool Table 29" High	59TV23273012W-S12	27" x 30" x 144"	17"	79"	1 = 43"x76"		12 children	12 adults
12 Stool Table 27" High	59TV23293010W-S12	29" x 30" x 120"	17"	73"	1 = 43"x64"		12 children	12 adults
12 Stool Table 29" High	59TV23273010W-S12	27" x 30" x 120"	17"	71"	1 = 43"x64"		12 children	12 adults
Rectangular Tables with Benches								
Bench Table 29" High	59TV23293012-BNCH	29" x 30" x 144"	17"	81"	1 = 43"x76"		16 children - 12 adults	
Bench Table 27" High	59TV23273012-BNCH	27" x 30" x 144"	17"	79"	1 = 43"x76"		16 children - 12 adults	
Bench Table 29" High	59TV23293010-BNCH	29" x 30" x 120"	17"	73"	1 = 36"x71"		12 children 8 adults	
Bench Table 27" High	59TV23273010-BNCH	27" x 30" x 120"	17"	71"	1 = 44"x71"		12 children 8 adults	
Bench Table 29" High	59TV23293008-BNCH	29" x 30" x 96"	17"	58"	1 = 47"x70"		10 children 8 adults	
Bench Table 27" High	59TV23273008-BNCH	27" x 30" x 96"	17"	56"	1 = 47"x70"		10 children 8 adults	
Wave Top Tables with Benches								
12 Stool Table 29" High	59TV23293012W-BNCH	29" x 30" x 144"	17"	81"	1 = 36"x83" 2 = 66"x94"		16 children - 12 adults	
12 Stool Table 27" High	59TV23273012W-BNCH	27" x 30" x 144"	17"	79"	1 = 36"x83" 2 = 66"x94"		16 children - 12 adults	
12 Stool Table 29" High	59TV23293010W-BNCH	29" x 30" x 120"	17"	73"	1 = 36"x83"		12 children 8 adults	
12 Stool Table 27" High	59TV23273010W-BNCH	27" x 30" x 120"	17"	71"	1 = 36"x83"		12 children 8 adults	

Dimensions are approximate.

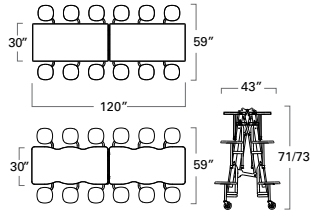
Seating capacities are based on 250# per person (adults).

DIMENSIONS

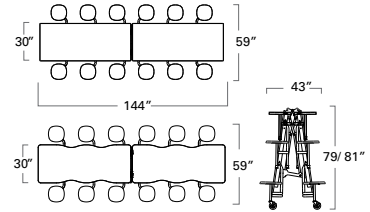
Tables with Stools



59TV STOOL TABLE - 8' (27"/29" high)
 59TV23293008-S8
 59TV23273008-S8

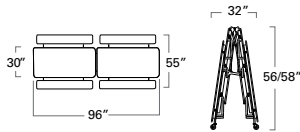


59TV STOOL TABLE - 10' (27"/29" high)
 59TV23293010-S12
 59TV23273010-S12
 59TV23293010W-S12 (Wave)
 59TV23273010W-S12 (Wave)

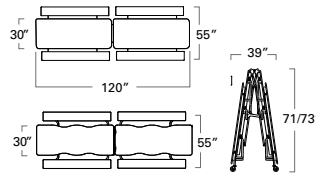


59TV STOOL TABLE - 12' (27"/29" high)
 59TV23293012-S12
 59TV23273012-S12
 59TV23293012W-S12 (Wave)
 59TV23273012W-S12 (Wave)

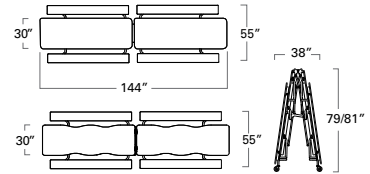
Tables with Benches



59TV BENCH TABLE - 8' (27"/29" high)
 59TV23293008-BNCH
 59TV23273008-BNCH

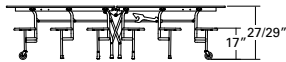


59TV BENCH TABLE - 10' (27"/29" high)
 59TV23293010-BNCH
 59TV23273010-BNCH
 59TV23293010W-BNCH (Wave)
 59TV23273010W-BNCH (Wave)



59TV BENCH TABLE - 12' (27"/29" high)
 59TV23293012-BNCH
 59TV23273012-BNCH
 59TV23293012W-BNCH (Wave)
 59TV23273012W-BNCH (Wave)

Side View, all models



Wave depth, all models

