

Covey cluster seating



Covey cluster seating

DESCRIPTION	INDOOR/OUTDOOR				INDOOR		SWIVEL SEATS AVAILABLE ON ALL	LAMINATE EDGES		LAMINATE ADDERS			
	FIBERGLASS	FIBERGLASS LOGO	CORIAN®	UMBRELLA HOLE ADDER	LAMINATE w/ EDGE GUARD	FIBERGLASS SEAT		PVC	SMARTEDGE	GROUP 2	GROUP 3	GROUP 4	CUSTOM LOGO
 <p><b>PH-SU36RD</b>  <b>FOUR PERSON ROUND STAND UP TABLE</b>                      42"H                      36" round                      Standard: Anchor kit provided.</p>	\$2,242	\$3,569	\$2,959	NA	\$1,174			\$1,366	\$1,496	\$69	\$116	\$226	\$504
 <p><b>PH-4S36RD</b>  <b>FOUR SEAT ROUND</b>                      29"H                      36" round                      Standard: Fixed seats, glides, wood seats indoor, fiberglass seats outdoor.</p>	\$5,425	\$6,590	\$5,980	\$98	\$3,337	\$512	\$351	\$3,529	\$3,659	\$69	\$116	\$226	\$504
 <p><b>PH-3S36RD-WC</b>  <b>ONE WHEELCHAIR, THREE SEAT ROUND</b>                      29"H                      36" round                      Standard: Fixed seats, glides, wood seats indoor, fiberglass seats outdoor.</p>	\$4,799	\$7,039	\$5,390	Call	\$2,970	\$512	\$263	\$3,162	\$3,292	\$69	\$116	\$226	\$504

Group 1 laminate is included in EDGE GUARD price.  
 Glides are standard. Add \$65 to each table for Anchor/Cored-In foot option.  
 Swivel Seats are recommended for adult users.

Covey cluster seating




NO PHOTO AVAILABLE

DESCRIPTION	INDOOR/OUTDOOR				INDOOR		SWIVEL SEATS AVAILABLE ON ALL	LAMINATE EDGES		LAMINATE ADDERS			
	FIBERGLASS	FIBERGLASS LOGO	CORIAN®	UMBRELLA HOLE ADDER	LAMINATE w/ EDGE GUARD	FIBERGLASS SEAT		PVC	SMARTEDGE	GROUP 2	GROUP 3	GROUP 4	CUSTOM LOGO
<b>PH-6S48RD</b> <b>SIX PERSON ROUND</b> 29"H 48" round Standard: Fixed seats, glides, wood seats indoor, fiberglass seats outdoor.	\$7,461	\$8,540	\$7,823	\$98	\$4,570	\$1,126	\$526	\$4,804	\$4,960	\$126	\$168	\$258	\$672
<b>PH-5S48RD-WC</b> <b>ONE WHEELCHAIR, FIVE SEAT ROUND</b> 29"H 36" round Standard: Fixed seats, glides, wood seats indoor, fiberglass seats outdoor.	\$6,869	\$7,973	\$7,257	\$98	\$4,229	\$856	\$439	\$4,463	\$4,619	\$126	\$168	\$258	\$672
<b>PH-2S2428RECT</b> <b>TWO PERSON RECTANGULAR</b> 29"H 24" x 28" Standard: Fixed seats, glides, wood seats indoor, fiberglass seats outdoor.	\$3,864	NA	\$4,445		\$2,375	\$344	\$176	\$2,536	\$2,666	\$32	\$53	\$100	\$483
<b>PH-2S2442RECT-WC</b> <b>ONE WHEELCHAIR, TWO SEAT RECTANGULAR</b> 29"H 24" x 42" Standard: Fixed seats, glides, wood seats indoor, fiberglass seats outdoor.	\$4,612	NA	\$5,255	\$98	\$2,862	\$344	\$176	\$3,044	\$3,179	\$53	\$90	\$147	\$504

Group 1 laminate is included in EDGE GUARD price.  
 Glides are standard. Add \$65 to each table for Anchor/Cored-In foot option.  
 Swivel Seats are recommended for adult users.

Covey cluster seating

DESCRIPTION	INDOOR/OUTDOOR				INDOOR		SWIVEL SEATS AVAILABLE ON ALL	LAMINATE EDGES		LAMINATE ADDERS			
	FIBERGLASS	FIBERGLASS LOGO	CORIAN®	UMBRELLA HOLE ADDER	LAMINATE w/ EDGE GUARD	FIBERGLASS SEAT		PVC	SMARTEDGE	GROUP 2	GROUP 3	GROUP 4	CUSTOM LOGO
 <p><b>PH-2S2428RECT-42H</b>  <b>2-SEAT HIGH-TOP</b>                      42"H                      24" x 28"                      Standard: Fixed seats, glides, wood seats indoor, fiberglass seats outdoor.</p>	\$4,246	NA	\$4,534	\$98	\$2,456	\$329	\$176	\$2,617	\$2,747	\$32	\$53	\$100	\$483
 <p><b>PH-4S2442RECT</b>  <b>FOUR SEAT RECTANGLE</b>                      29"H                      24" x 42"                      Standard: Fixed seats, glides, wood seats indoor, fiberglass seats outdoor.</p>	\$5,449	NA	\$5,745	NA	\$3,308	\$684	\$351	\$3,490	\$3,625	\$53	\$90	\$147	\$504
 <p><b>PH-4S2442RECT-42H</b>  <b>4-SEAT HIGH-TOP</b>                      42"H                      24" x 42"                      Standard: Fixed seats, glides, wood seats indoor, fiberglass seats outdoor.</p>	\$5,888	NA	\$6,130	NA	\$3,658	\$684	\$351	\$3,840	\$3,975	\$53	\$90	\$147	\$504

Group 1 laminate is included in EDGE GUARD price.  
 Glides are standard. Add \$65 to each table for Anchor/Cored-In foot option.  
 Swivel Seats are recommended for adult users.

Covey cluster seating



PH-8S2496RECT

**EIGHT SEAT  
RECTANGLE**

29"H  
24" x 96"  
Standard: Fixed seats,  
glides, wood seats indoor,  
fiberglass seats outdoor.



PH-6S2496RECT-WC

**ONE WHEELCHAIR, SIX  
SEAT RECTANGULAR**

29"H  
24" x 96"  
Standard: Fixed seats,  
glides, wood seats indoor,  
fiberglass seats outdoor.



PH-8S4860RECT

**EIGHT SEAT  
RECTANGLE**

29"H  
48" x 60"  
Standard: Fixed seats,  
glides, wood seats indoor,  
fiberglass seats outdoor.



PH-7S4860RECT-WC

**ONE WHEELCHAIR, SIX  
SEAT RECTANGULAR**

29"H  
48" x 60"  
Standard: Fixed seats,  
glides, wood seats indoor,  
fiberglass seats outdoor.

DESCRIPTION	INDOOR/OUTDOOR				INDOOR		SWIVEL SEATS AVAILABLE ON ALL	LAMINATE EDGES		LAMINATE ADDERS			
	FIBERGLASS	FIBERGLASS LOGO	CORIAN®	UMBRELLA HOLE ADDER	LAMINATE w/ EDGE GUARD	FIBERGLASS SEAT		PVC	SMARTEDGE	GROUP 2	GROUP 3	GROUP 4	CUSTOM LOGO
PH-8S2496RECT <b>EIGHT SEAT RECTANGLE</b> 29"H 24" x 96" Standard: Fixed seats, glides, wood seats indoor, fiberglass seats outdoor.	\$9,300	NA	\$10,171	NA	\$5,720	\$1,367	\$702	\$5,996	\$6,147	\$111	\$132	\$221	\$888
PH-6S2496RECT-WC <b>ONE WHEELCHAIR, SIX SEAT RECTANGULAR</b> 29"H 24" x 96" Standard: Fixed seats, glides, wood seats indoor, fiberglass seats outdoor.	\$8,703	NA	\$9,603	NA	\$5,377	\$1,195	\$614	\$5,653	\$5,804	\$111	\$132	\$221	\$888
PH-8S4860RECT <b>EIGHT SEAT RECTANGLE</b> 29"H 48" x 60" Standard: Fixed seats, glides, wood seats indoor, fiberglass seats outdoor.	\$9,355	NA	\$10,305	NA	\$5,231	\$1,367	\$702	\$5,485	\$5,636	\$147	\$189	\$279	\$762
PH-7S4860RECT-WC <b>ONE WHEELCHAIR, SIX SEAT RECTANGULAR</b> 29"H 48" x 60" Standard: Fixed seats, glides, wood seats indoor, fiberglass seats outdoor.	\$8,655	NA	\$9,741	NA	\$4,887	\$1,195	\$614	\$5,142	\$5,293	\$147	\$189	\$279	\$762

Group 1 laminate is included in EDGE GUARD price.  
Glides are standard. Add \$65 to each table for Anchor/Cored-In foot option.  
Swivel Seats are recommended for adult users.


# Covey cluster seating

## Fiberglass

Seats/Tops  
Indoor/Outdoor

(Limited sizes available,  
please see price list)

### Seats/Tops



### Seats only



### Table Tops only




**NOTE:** Logo top tables are available only with Snow White fiberglass. Top is covered by printed graphic, with exposed edges.

## Corian®


Tops  
Indoor/Outdoor

(All sizes available)



## Frame Colors

Indoor/Outdoor




We offer ten vibrant and rich powder coated colors for indoor and outdoor use. See our website for colors.

There is an upcharge of \$1,250 (list) per order per color for non standard color frames. Upcharge applies to orders under \$25,000 list. Chairs, soft seating, artwork do not count toward total order. Orders over \$25,000 qualify for multiple frame colors. Call for pricing.

## Wood Stain

Seats  
Indoor



## Laminate

Tops  
Indoor

(All sizes available)

Following is a general guide for our laminate options and pricing. Group 1 laminates are included in our base price.

**Group 1:** Choose your colors from Wilsonart® or Formica® laminates. See their websites for selections. For Wilsonart®, our standards are most colors in Type 335 laminate and finish type ending in -38 or -60. Exceptions apply, including colors that begin with "Y" or end with K-38 or K-60. Standard Formica® Laminates are Grade 12 or Grade 20 ending in finish type -58 and -43.

**Group 2:** Standard Pionite®, Nevamar®, and non-standard Wilsonart® laminates Type 335 and 107 Recycled Content, and finish types not ending in -38 or -60.

**Group 3:** Wilsonart® Specialty Types 136 / 137 Chalkboard Laminates, Arborite®, and premium Formica®, Pionite®, and Nevamar®.

**Group 4:** Non-Standard Premium Wilsonart® Laminate Types 362 (VDL, Y-Type), 156/336 (Markerboard), 376-HD / 366 Wilsonart® HD, and 515 Compact Laminate.

**All premium laminates** are subject to an upcharge.

## Edges Laminate Tops

We frequently update our edge color options to meet customer tastes and style changes. Please check the "Edges" page on our website for the latest options available in our SMARTedge, EdgeGuard™ and PVC colors.

Custom edge colors may be available, please call for availability and pricing.

For EdgeGuard™ orders with non standard colors of 20 units or less, an upcharge of \$1,250 list per order per color will be applied.

There is an upcharge of \$375 list per non standard SMARTedge color, per order for 20 units or less.

### Associations and Purchasing Groups:

See our website for our full list of regional and state contracts.

