

Covey

Cluster seating for indoor and outdoor food courts. Strong, sturdy frame design with fixed or swivel seats in standard and pub heights with glides, anchor or cored in mounting options.



FEATURES

- Expand a food court from indoors to out with matching seating.
- Outdoor tops and seats designed to endure extreme environments and conditions.
- Fiberglass and Corian® tops and seats are stain and UV resistant for long lasting color and durability.
- Fiberglass seats are comfortably shaped, and designed for rain water runoff.
- Bar height tables without seating available for versatile floor plans.
- Customize your space with graphics and logos.
- Wheelchair accessible options available.
- Umbrella hole option on most outdoor tables.

TABLETOPS - OUTDOOR

- Fiberglass is a combination of resin and glass fibers, creating a fiber reinforced plastic. Fiberglass is designed to endure extreme weather, and is heat and chemical resistant. Custom graphics and logos available on round fiberglass tops only.
- We currently have 7 standard fiberglass colors. See page 4.

- Corian® is a solid, nonporous surface composed of acrylic resin and natural mineral. It is resistant to stains and extreme weather conditions. Custom graphics and logos can be incorporated into the surface of our round tabletops. Call for quote.
- We have 14 colors of Corian® available.

TABLETOPS - INDOOR

- Table tops are standard weight 1-1/8" M3 industrial grade particle board with HPL (decorative laminate) on top side and a balanced phenolic backer on the bottom.
- Laminate options:
 - Group 1:** Group 1 laminates are included in our base prices. Choose your colors from Wilsonart® laminates. See their website. Palmer Hamilton standards are most colors in Type 335 laminate and finish type ending in -38 or -60. Exceptions apply, including colors that begin with "Y" or end with K-38 or K-60.
 - Group 2:** Standard Aborite®, Pionite®, Nevamar®, and Formica® laminates, and non-standard Wilsonart® laminates Type 335 and 107 Recycled Content, and finish types not ending in -38 or -60.

Customization with logo tops available.



Group 3: Wilsonart® Specialty Types 136/137 Chalkboard Laminates, and premium Aborite®, Pionite®, Nevamar®, and Formica®

Group 4: Non-Standard Premium Wilsonart® Laminate Types 362 (VDL, Y-Type), 156/336 (Markerboard), 376-HD / 366 Wilsonart® HD, and 515 Compact Laminate. All premium laminates are subject to an upcharge.

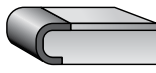
EDGE OPTIONS/MATERIALS

- SMARTedge – SMARTedge is a “gorilla tough” poured urethane edge that is not only rugged but 60% of the material consists of renewable bio-based resource. SMARTedge has antimicrobial additives which include antibacterial and antifungal properties.

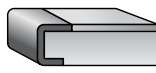
- SMARTedge Profiles:

Round indoor tops

Square & rectangular indoor tops



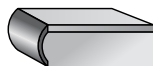
Bullnose



Eased

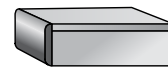
Square and rectangular indoor tops have the eased profile. Round indoor tops have the bullnose profile.

- EdgeGuard™ – Sprayed-on polyurea edge treatment providing superior resistance to moisture, eliminates unsanitary food traps, and is extremely tamper resistant. Edges stay sealed, preventing peeling and chipping. Durable for many years of use.



EdgeGuard™

- PVC Edge - 3mm PVC edge adhered to the particle board for a tight bond.




PVC

PVC edging is available in a large selection of colors. See our website for information.

FRAME

- Unit frames are constructed using 11-gauge steel tubing powder-coat finish.
- All metal parts of the frame are thoroughly cleaned to resist corrosion and provide maximum paint adhesion. Metal is finished with high-grade electro-statically applied, baked-on epoxy powder to resist abrasion, marring and scratching.
- 42" Pub height tables include a heavy-duty foot rail with non-skid surface.
- Frames are available in our standard colors,



Black Textured (BLK)



Chameleon Textured (CHA)



Metallic Silver (MS)

For additional frame colors see our website. We offer 10 vibrant and rich powder coated colors for indoor and outdoor use. Premium colors are subject to an upcharge. Call for pricing.

Multiple base designs for stability and style.



SEATS

- Fixed seats are standard. Swivel seats are an option available at an up-charge and are commercial grade, powder-coated, with steel ball bearings for smooth rotation and memory return. Available in fiberglass or wood.
- Fiberglass seats are standard for outdoor. Seat dimensions: 16.81" W x 16.65" D.
- Wood seats are standard for indoor uses. Seat dimensions: 17" W x 16.125" D.



MOUNTING OPTIONS

Glides

- Body of glide is nickel plated steel with white nylon glide. Our glides use a 3/8" threaded rod.

Anchors

- Anchor plates are 16-gauge stainless steel plate, powder-coated with our standard outdoor finish with 3/8" zinc plated bolt.
- Fasteners for anchors are not included.

Cored In

- The units are provided with down posts.
- Requires 3" to 4" round hole drilled into concrete for each down post.
- To anchor, epoxy cement should be poured into the holes.

OPTIONS

Wheelchair Accessibility

- We have several adaptive designs on our Covey indoor and outdoor tables.
- Option is available on our 36" round, 48" round, 24"x42" 3 seat rectangle, and rectangular 24"x96" and 48"x60" tables.

Umbrella Hole

- 1-1/2" hole available as an option at an up-charge on select models and tops. See Covey pricer for details. Umbrellas not included.
- See our separate Umbrella Price List for options on umbrellas and bases.



SHIPPING AND ASSEMBLY

Models ship KD (knock down). Frame needs to be assembled, and seats and tabletops need to be attached to frame. Detailed instructions are provided.

WARRANTY

- See Palmer Hamilton Warranty at www.palmerhamilton.com.

FINISH OPTIONS

Not all options available for all sizes.

Fiberglass Indoor/Outdoor

Seats/Tops

Steel Gray
9553Cappuccino
9581Fleckstone
9577Lapis
9569Obsidian
9555

Seats only

Graphite
6329Ruby
6328Dusk
9576

Table Tops only

Gunmetal
35PApple Red
70P

Corian® Indoor/Outdoor

Tops



Granola



Canvas



Canyon



Cottage Lane



Flint



Platinum



Dove



Silver Birch



Sandstone

Deep Black
Quartz

Deep Mink



Deep Storm



Royal Red



Willow

Wood Stains Indoor

Seats



S1 Natural



S2 Cherry



S3 Walnut



S4 Mahogany



S5 Solid Black

Laminates

Tops Indoor

Group 1: Choose your colors from Wilsonart® laminates. See their website. Palmer Hamilton standards are most colors in Type 335 laminate and finish type ending in -38 or -60. Exceptions apply, including colors that begin with "Y" or end with K-38 or K-60.

Group 2: Standard Pionite®, Nevamar®, and Formica® laminates, and non-standard Wilsonart® laminates Type 335 and 107 Recycled Content, and finish types not ending in -38 or -60.

Group 3: Wilsonart® Specialty Types 136 / 137 Chalkboard Laminates, and premium Aborite®, Pionite®, Nevamar®, and Formica®

Group 4: Non-Standard Premium Wilsonart® Laminate Types 362 (VDL, Y-Type), 156/336 (Markerboard), 376-HD / 366 Wilsonart® HD, and 515 Compact Laminate.

All premium laminates are subject to an upcharge. Contact Palmer Hamilton with questions.

SHIPPING DIMENSIONS & WEIGHTS

Part #	Table Dims H x W x L (inches)	Product Weight (lbs)*	Shipping Dims H x W x L (inches)+	Shipping Weight (lbs)+
			Based on two units per pallet	
PH-SU36RD	42" x 36" x 36" (base 16")	84	45" x 48" x 48"	219
PH-4S36RD	29" x 64" x 54"	178	40" x 36" x 54"	410
PH-3S36RD-WC	29" x 64" x 54"	152	36" x 36" x 54"	357
PH-6S48RD	29" x 80.5" x 88"	279	40" x 84" x 64"	678
PH-5S48RD-WC	29" x 80.5" x 88"	251	40" x 84" x 64"	622
PH-2S2428	29" x 64" x 28"	117	36" x 36" x 54"	288
PH-2S2442-WC	29" x 44" x 42"	134	36" x 36" x 54"	322
PH-2S2428-42H	42" x 64" x 28"	144	40" x 36" x 54"	342
PH-4S2442RECT	29" x 64" x 42"	172	40" x 36" x 54"	398
PH-4S2442RECT-42H	42" x 64" x 42"	132	36" x 36" x 54"	318
PH-8S2496RECT	29" x 96" x 61"	365	37" x 84" x 64"	850
PH-6S2496RECT-WC	29" x 96" x 61"	315	36" x 84" x 64"	750
PH-8S4860RECT	29" x 85" x 98"	291	38" x 84" x 64"	702
PH-7S4860RECT-WC	29" x 85" x 98"	326	38" x 84" x 64"	772

* Product weights listed are approximate.

+ Shipping Dimensions and Weights are for rough estimation only. Typically, tables are shipped in bulk and packaged in the most efficient method.